

## The role of youth

Canadian youth between the ages of 15 and 24 made an important contribution to charitable giving and volunteering in 2000. They accounted for 6% of the total value of donations and 15% of all volunteer hours, according to the 2000 National Survey of Giving, Volunteering and Participating (NSGVP).<sup>1</sup>

## Giving: How many? How much?

Sixty-four percent of Canadian youth made financial donations to charities, for a total of \$308 million in 2000. This is significantly more than in 1997 when 59% of youth made financial donations, for a total of \$187 million.<sup>2</sup> Youth made an average annual donation of \$118, compared to \$282 for Canadians aged 25 and older. Fifty-nine percent of Canadian youth donated clothing or goods to an organization and 49% donated food.

## Differences by age

Canadian youth were less likely to make direct financial donations, or provide gifts of clothing, goods, or food than were their older counterparts. Only 58% of 15-19 year olds made direct financial donations, compared to 70% for 20-24 year olds. Fifty-four percent of 15-19 year olds donated food to charities and nonprofits such as food banks. Only 45% of 20-24 year olds provided this type of support.

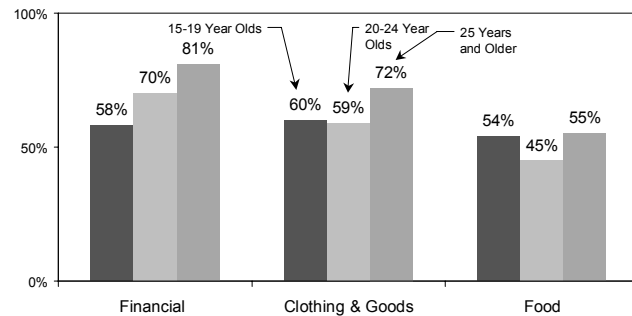
## Organizations supported

Youth made a greater number of donations to health and social service organizations compared to those in other age groups. Health and social services organizations combined received \$112 million, or 36% of the total value of youth donations. These organizations received only 29% of the value of donations made by Canadians 25 years of age and older.

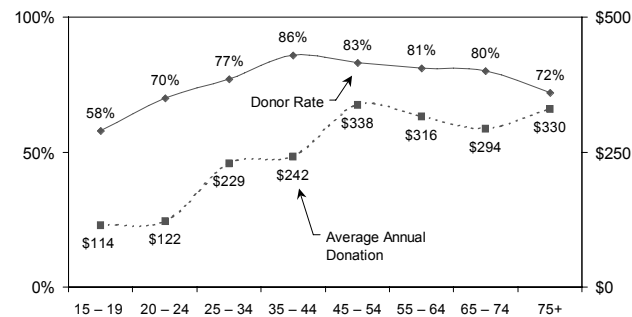
<sup>1</sup> NSGVP estimates are based on reports of charitable giving and volunteering over a one-year period by Canadians aged 15 and older.

<sup>2</sup> 1997 figures are from the 1997 NSGVP, which is based on reports of charitable giving and volunteering over a one-year period by Canadians aged 15 and older.

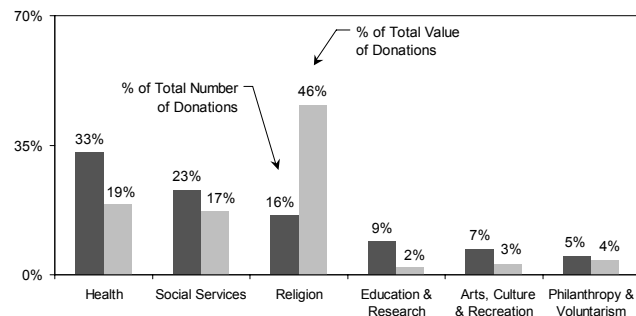
Percentage of Population Making Donations by Type of Donation and Age



Donor Rate and Average Annual Donation by Age



Percentage of Donations and of the value of Donations by Organization, 15-24 Years Olds



### Volunteering: How many? How much?

Only 29% of youth volunteered in 2000, down from 33% in 1997. Youth volunteers gave an annual average of 130 hours each in 2000, up from 125 hours in 1997. Youth volunteering accounted for a total of 154 million hours — nearly 15% of all volunteer hours.

### Differences by age

Volunteers between the ages of 15 and 19 were more likely to volunteer than were those aged 20-24 (37% vs. 22%). They also gave more hours on average (136 hours) than 20-24 year olds (121 hours). Youth volunteers volunteered fewer hours on average than did Canadians aged 25 and older (130 vs. 169). Youth aged 15-19 had the highest volunteer rate of all age groups.

### Where they volunteer

The majority of youth volunteering occurred in three types of organizations:<sup>3</sup>

- Education and Research organizations: 30 million hours (19% of total youth volunteer hours)
- Social Services organizations: 34 million hours (22%)
- Art, Culture, and Recreation organizations: 27 million hours (18%).

### Barriers to volunteering

*Volunteers:* 19% of youth agreed that they did not volunteer more because they didn't know how to become involved. Only 8% of those 25 and older cited this reason.

*Non-volunteers:* 49% of youth agreed that they did not volunteer because they were not personally asked. Only 34% of Canadians 25 and older cited this reason.

<sup>3</sup> Each occurrence of volunteering for an organization reported by an individual constitutes one volunteering event.

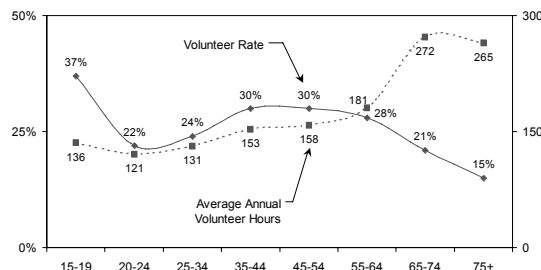
For more information on the 1997 and 2000 National Survey for Giving, Volunteering and Participating, including full text of the highlight report, *Caring Canadians, Involved Canadians*, please visit [www.givingandvolunteering.ca](http://www.givingandvolunteering.ca).

We would like to acknowledge the support of our funder, Canadian Heritage, for the production of this fact sheet.

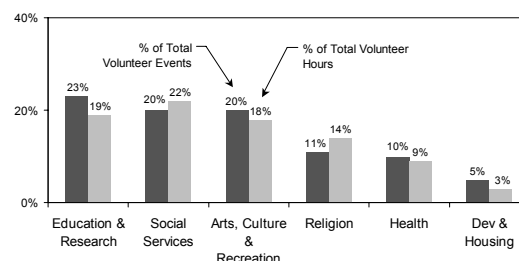
© 2003, Canadian Centre for Philanthropy  
New Edition Released 2004

Canadian Centre for Philanthropy  
Research Program  
425 University Ave., Suite 700  
Toronto, ON M5G 1T6  
tel. 416.597.2293  
fax. 416.597.2294

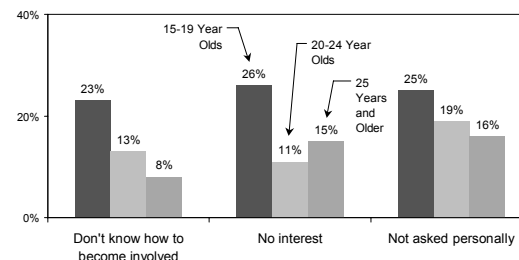
Volunteer Rate and Average Hours Volunteered Annually by Age



Percentage of Volunteer Events and Percentage of Total Volunteer Hours by Type of Organization, 15-24 Year Olds



Barriers to Volunteering More by Age



Barriers to Volunteering by Age

