

Employer-Supported Volunteering

Approximately two thirds (67%) of Canada's 6.5 million volunteers were employed, according to the 2000 National Survey of Giving, Volunteering and Participating.¹ Almost one half (47%) of volunteers who had an employer² reported that they had received some type of support for volunteering from that employer.

On average, volunteers who received employer support contributed more hours to more organizations in 2000 than did volunteers who did not receive such support. Those who received employer support volunteered an average of 151 hours for 1.8 organizations, whereas those who did not receive this support volunteered an average of 131 hours for 1.5 organizations.

Types of employer support

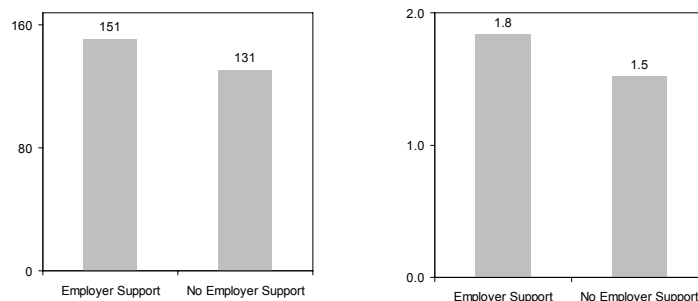
The most common types of support received by volunteers were approval to use equipment or facilities (27% of volunteers with an employer), approval to take time off to volunteer (26%), and approval to modify work hours (25%).

The average number of hours contributed varied by the type of support volunteers received from their employers. Employees who received approval to modify their work hours contributed more hours, on average (172), than did employees who received other forms of support.

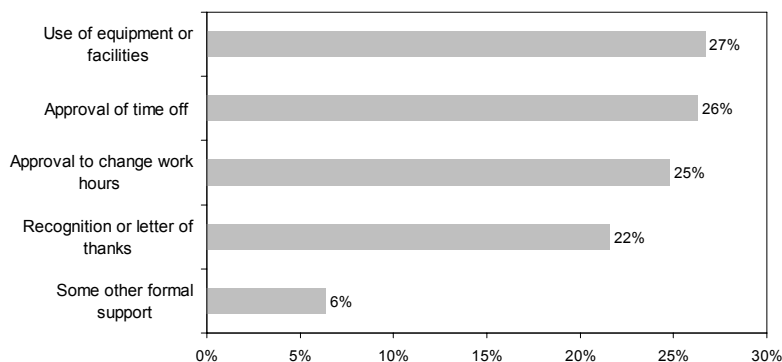
¹ NSGVP estimates are based on reports of charitable giving and volunteering over a one-year period by Canadians aged 15 and older.

² This includes only volunteers who worked for some one else and excludes those who were self-employed, as well as those who were unemployed or not in the labour force.


Average Number of Hours Volunteered and Average Number of Organizations Volunteered For by Employer Support



Types of Employer Support



Average Number of Hours Volunteered by Type of Employer Support



Social and labour force characteristics of volunteers who received employer support

Men were more likely than women to report receiving employer support for their volunteering (50% vs. 45%). Full-time employees³ were more likely than part-time employees to report receiving employer support (52% vs. 43%).

Employer support by occupation

Support from employers varied more by what people did than by where they worked. Almost six in ten (59%) volunteers working in management positions received support, as did 54% of volunteers who worked in social science, education and religious occupations. In comparison, about four in ten volunteers who worked in occupations specific to processing, manufacturing, and utilities (43%) and primary industries⁴ (40%) received employer support for their volunteering.

Job-related motivations and benefits of volunteering

Volunteers who receive support for volunteering from their employers are more likely to report job-related motivations for and benefits from volunteering. Nearly one third (29%) of volunteers who received employer support said that they volunteered in order to improve their job opportunities, compared to 20% of volunteers who did not receive employer support. Almost half (47%) of volunteers who received employer support reported gaining skills from volunteering that they could apply directly to their jobs. Less than one third (29%) of volunteers who did not receive employer support reported this benefit.

³ Full-time employees are defined as those who work 30 hours or more per week.

⁴ Primary industries are defined as those that produce primary products (e.g., farming, hunting, mining, and other forms of natural resource extraction).

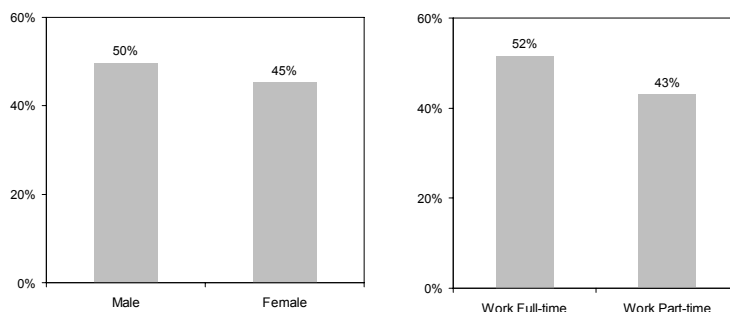
For more information on the 1997 and 2000 National Survey for Giving, Volunteering and Participating, including full text of the highlight report, *Caring Canadians*, *Involved Canadians*, please visit www.givingandvolunteering.ca.

We would like to acknowledge the support of our funder, Human Resources Development Canada (HRDC), for the production of this fact sheet.

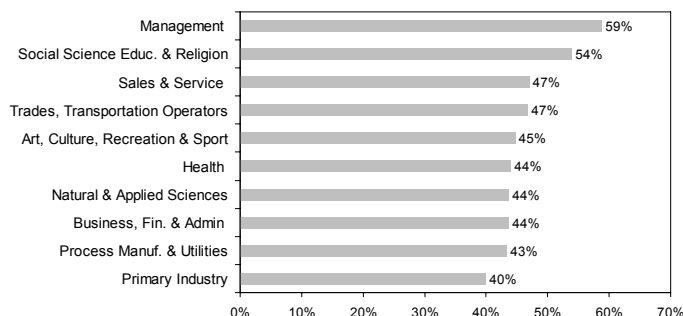
© 2004, Canadian Centre for Philanthropy

Canadian Centre for Philanthropy
Research Program
425 University Ave., Suite 700
Toronto, ON M5G 1T6
tel. 416.597.2293
fax. 416.597.2294

Employer Support by Sex and Employment Status of Respondent



Employer Support by Occupation



Motivations and Benefits by Employer Support

