

# Giving and Volunteering for Religious Organizations

As defined by the 2004 Canada Survey of Giving, Volunteering, and Participating (CSGVP), Religious organizations include organizations promoting religious beliefs and administering religious services and rituals such as churches and mosques, as well as related organizations and auxiliaries of such organizations.

## Giving

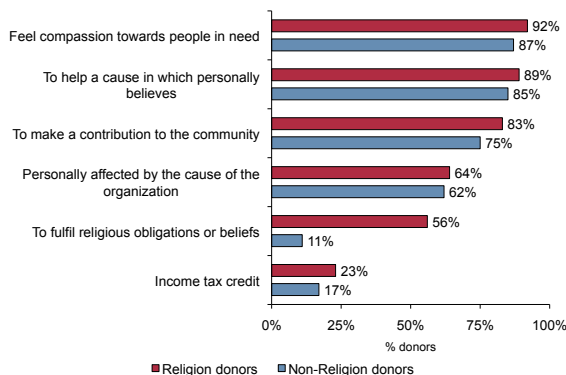
Ten million Canadians (38%) aged 15 and over donated to Religious organizations in 2004, according to the CSGVP. These donors contributed an average of \$373 each, for a total of approximately \$3.7 billion.

Although Religious organizations have a fairly broad base of support (they rank third in terms of the percentage of Canadians making a donation), they tend to receive very large donation amounts compared to other organizations. Given that donations tend to be large, the overall level of support for Religious organizations is also quite large—the \$3.7 billion they received accounts for 42% of the \$8.9 billion total donated to all organizations.

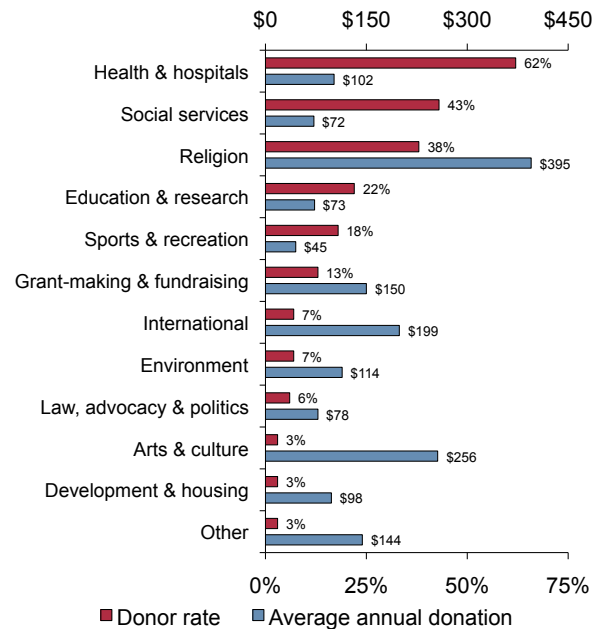
## Motivations for giving

Generally speaking, those who donate to Religious organizations and non-Religion donors are motivated by the same range of motivations. Religion donors are more likely to cite all motivations for donating. For example, Religion donors are much more likely to say that they donate to fulfill religious obligations or beliefs (56% vs. 11% of non-Religion donors), and slightly more likely to cite wanting to make a contribution to the community (83% vs. 75%) as a reason for giving. Differences in motivations related to how the organization's cause personally affected the donor was much less pronounced.

Motivations for Giving



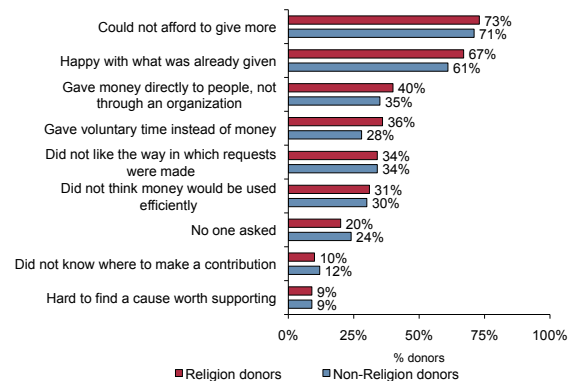
Giving by Organization Type



## Barriers to giving more

Religion donors were more likely than non-Religion donors to cite a number of barriers as reasons for why they did not give more. For example, they were more likely to say that they gave voluntary time instead of money (36% vs. 28% of non-Religion donors).

Barriers to Giving More



nors) or because they were happy with what was already given (67% vs. 61%). They were less likely to cite barriers indicating that they were never asked to give (20% vs. 24% of non-Religion donors) or that they did not know where to make a contribution (10% vs. 12%).

## Methods of donation

Almost all (91%) of the Religion donors who donated did so through their church collection whereas fewer than one in ten gave in memoriam (8%), during a charity event (7%), or through a mail request (6%), and very few Religion donors (2% or less) used any other method.<sup>1</sup> Given the high donation rates made through collections taken at their place of worship, religion donors tended to give less by other methods. Not surprisingly, religion donors gave the largest donation amounts (90%) to their place of worship, while the value of donations given by other methods was quite low by comparison.

## Volunteering

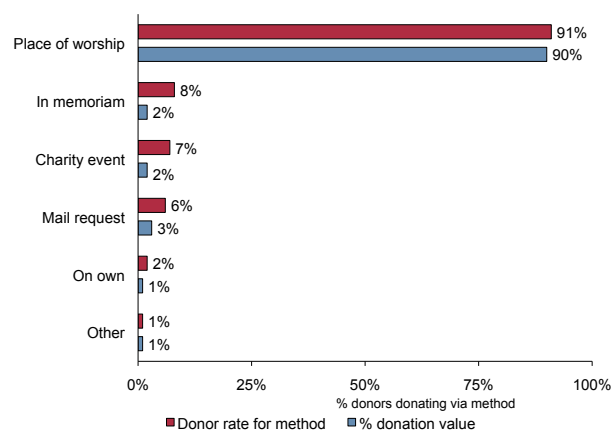
Almost 2.5 million Canadians (10%) volunteered for Religious organizations, contributing an average of 126 hours each. Collectively these volunteers contributed almost 320 million volunteer hours, the equivalent of almost 170,000 full time jobs.

Religious organizations have a very broad base of volunteers. Religion volunteers also tend to contribute more hours than volunteers for most other organizations. As a result, Religious organizations received the third highest number of volunteer hours of all other types of organizations— receiving 6% of total hours volunteered by Canadian volunteers in 2004.

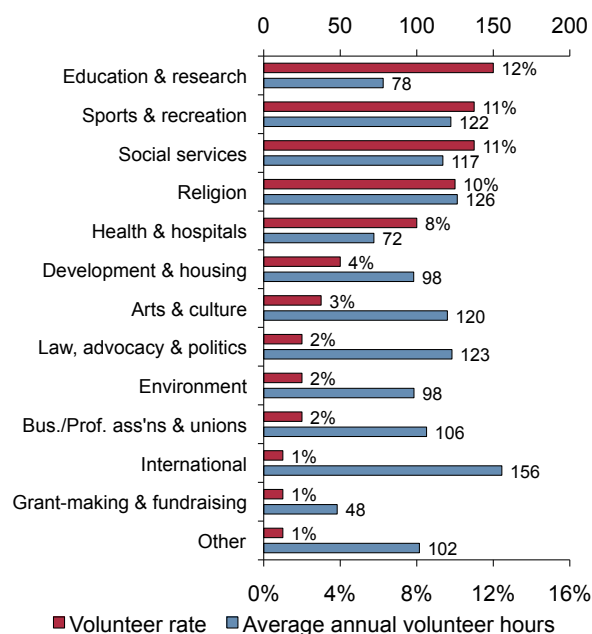
## Motivations for volunteering

Volunteers for Religious organizations cited a range of reasons for volunteering for the organizations they were involved with. Fulfilling one's religious obligations and beliefs is more important to Religion volunteers than other volunteers. For example, Religion volunteers were more likely than other volunteers to volunteer because of their religious obligations and beliefs (71% vs. 13% of volunteers for other organizations). While Religion volunteers were somewhat more motivated by several reasons than other volunteers, they were less likely to be motivated by the prospect of improving on their ability to locate job opportunities as a result of volunteering (9% vs. 24%).

Donation Methods



Volunteering by Organization Type



Motivations for volunteering

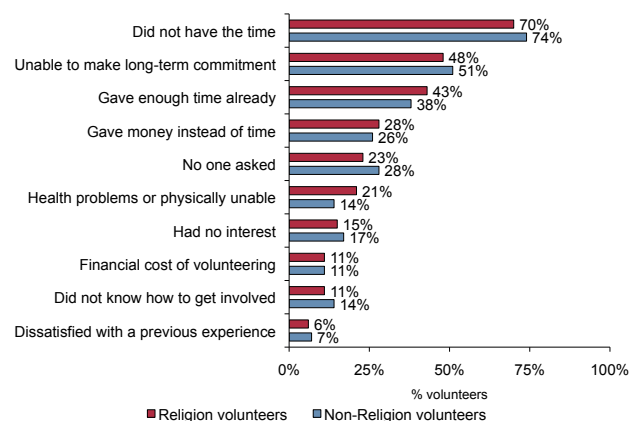


# Giving and Volunteering for Religious Organizations

## Barriers to volunteering more

Volunteers for Religious organizations were somewhat more likely than non-Religion volunteers to say that they did not volunteer more time because of health problems or other physical barriers (21% vs. 14% of non-Religion volunteers) or because they had given enough time already (19% vs. 15%, respectively). Conversely, they were slightly less likely to say that no one asked (23% vs. 28% of non-Religion volunteers), or that they did not have the time (70% vs. 74%) as barriers to volunteering.

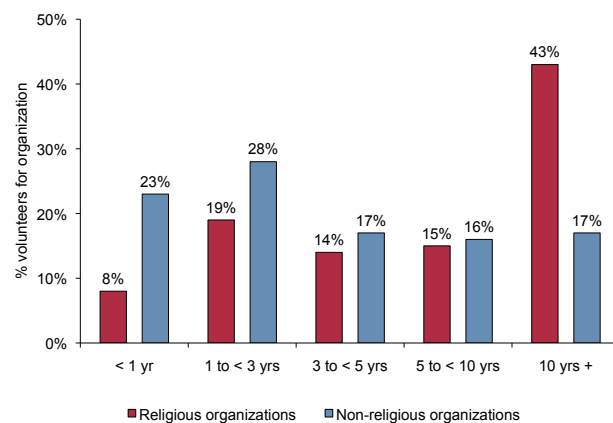
## Barriers to Volunteering More



## How long have volunteers been involved?

Volunteers for Religious organizations tend to have been involved with the organizations that they volunteer with for longer periods than do volunteers for other types of organizations. For example, 43% of Religion volunteers have been involved with the organization for 10 years or more, compared to 17% of volunteers for other organizations. Conversely, 8% of Religion volunteers had been involved for less than 1 year vs. 23% of volunteers for other organizations.

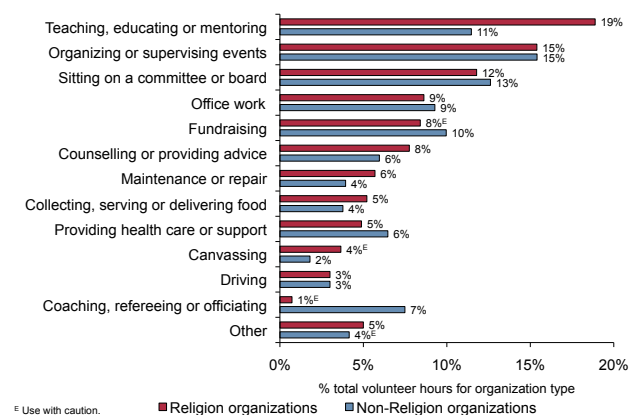
## Length of Involvement



## What do volunteers do?

Religion volunteers spend the largest part of their time teaching, educating, or mentoring (19% of volunteer hours), followed by organizing or supervising events (15%) and sitting on a committee or board (12%). Although Religion volunteers devote more of their time to teaching, educating, or mentoring than volunteers for other organizations, they tend to spend equal or less time on organizing or supervising events (both 15%) and on sitting on a committee or board (12% vs. 13%, respectively). Religion volunteers were less likely than other volunteers to coach, referee, or officiate (1%<sup>E</sup> vs. 7% for non-religion organizations).

## Volunteer Activities



This project is funded by the Government of Canada's Social Development Partnerships Program. The opinions and interpretations in this publication are those of the author and do not necessarily reflect those of the Government of Canada.



**Imagine Canada**  
 2 Carlton Street, Suite 600  
 Toronto ON M5B 1J3  
 Tel: 416-597-2293  
 Fax: 416-597-2294

VOLUNTEER  
 BÉNÉVOLES  
 CANADA

