

Volunteering in British Columbia

How many? How much?

Approximately one in four residents of British Columbia (26% or 845,000 people) volunteered through a charitable or nonprofit organization, according to the 2000 National Survey of Giving, Volunteering and Participating.¹ This is a decrease from 32% in 1997.

However, British Columbia volunteers contributed the same amount of time in 2000 as in 1997 — 169 hours, on average.

In total, residents of British Columbia volunteered 142.6 million hours in 2000, or the equivalent of over 74,000 full-time jobs. This is a substantial decrease since 1997, when they volunteered 169.4 million hours.

Much comes from the few

Almost half (47%*) of all volunteer hours in British Columbia were contributed by the 10% of volunteers who gave 362 hours or more of their time. An additional 24%* of volunteer hours were contributed by the 15% of volunteers who gave between 208 and 361 hours during the year.

Combined, these two groups accounted for 25% of volunteers, but 71% of all volunteer hours.

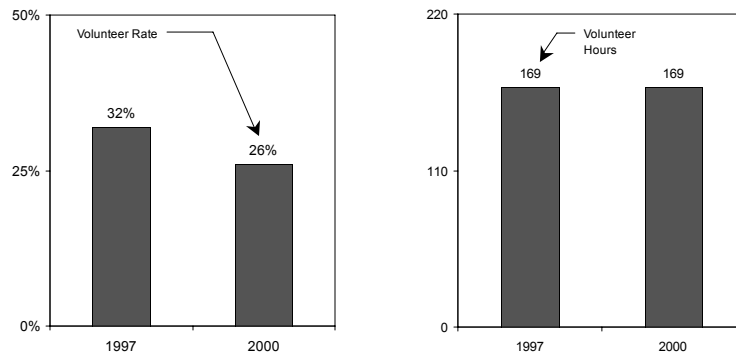
What volunteers do

While British Columbia's volunteers engaged in a wide range of voluntary activities, the most common were helping to organize activities (56% of volunteers), serving as a member of a board or committee (39%), and canvassing, campaigning, or fundraising (39%). This pattern is broadly similar to most other provinces.

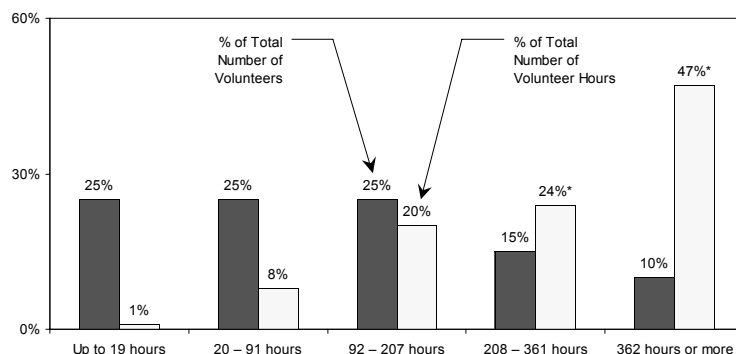
¹ NSGVP estimates are based on reports of charitable giving and volunteering over a one-year period by Canadians aged 15 and older.

* Sample size limitations affect the reliability of this estimate.

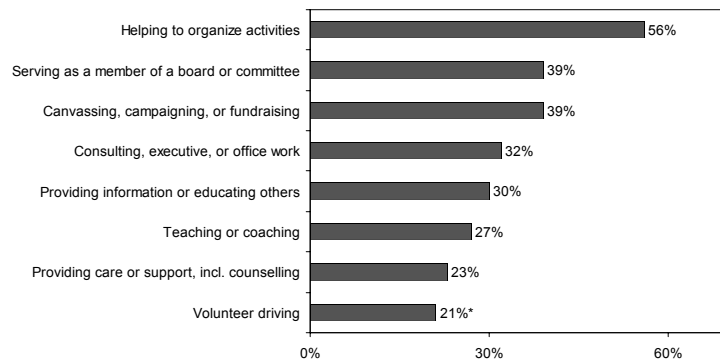
Percentage of Population Volunteering and Average Annual Volunteer Hours



Percentage of Volunteers and Percentage of Total Volunteer Hours by Annual Hours Volunteered



Percentage of Volunteers Engaging in Each Type of Volunteer Activity



Where they volunteer

While volunteers contributed time to many types of organizations, most volunteering occurred in organizations devoted to:

- Arts, Culture, and Recreation (25% of volunteer events² and 29% of volunteer hours),
- Education and Research (14% of events and 9% of hours),
- Religion (12%* events and 7%* hours),
- Social Services (17%* and 20%*), and
- Health (3%* and 5%*).

How volunteers get involved

As in the rest of Canada, by far the most common way for British Columbians to become volunteers was to be asked by someone in the organization (26%). Slightly more than two thirds as many people (18%) became involved because they were members of the organization. Fourteen percent* became volunteers either because their child or spouse was involved, or after approaching the organization on their own.

How long volunteers have been involved

Compared to the rest of the country, British Columbia's volunteers tend to volunteer for the same organization for shorter periods of time. Forty-five percent³ of British Columbia volunteers had devoted two years or less to an organization, compared to only 42% of Canadian volunteers.

³ A "volunteer event" is defined as all voluntary activities for a particular organization, regardless of whether those activities took the form of a single episode of volunteering or multiple episodes of volunteering over time.

⁴ This figure does not agree with the sum calculated from the corresponding chart due to rounding of the components presented in the chart.

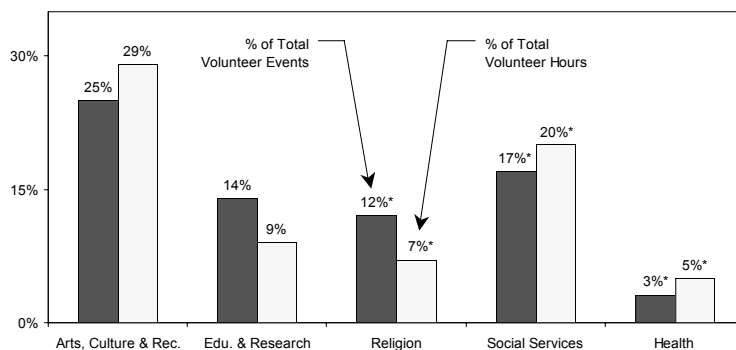
For more information on the 1997 and 2000 National Survey for Giving, Volunteering and Participating, including full text of the highlight report, *Caring Canadians*, *Involved Canadians*, please visit www.givingandvolunteering.ca.

We would like to acknowledge the support of our funder, Human Resources Development Canada (HRDC), for the production of this fact sheet.

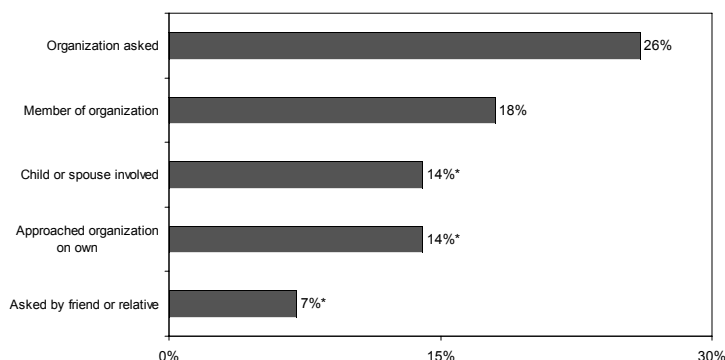
© 2003, Canadian Centre for Philanthropy

Canadian Centre for Philanthropy
Research Program
425 University Ave., Suite 700
Toronto, ON M5G 1T6
tel. 416.597.2293
fax. 416.597.2294

Percentage of Volunteer Events and Volunteer Hours by Type of Organization



Percentage of Volunteer Events by Method of Becoming Involved



Percentage of Volunteers by Length of Involvement

