

Volunteering in New Brunswick

How many? How much?

More than one in four residents of New Brunswick (29% or 174,000 people) volunteered through a charitable or nonprofit organization, according to the 2000 National Survey of Giving, Volunteering and Participating.¹ This is a decrease from 34% in 1997 — the largest such decline in Atlantic Canada.

However, New Brunswick volunteers contributed more time, on average, in 2000, giving 190 hours of their time, an increase of 16% from the 1997 average of 164 hours.

In total, residents of New Brunswick volunteered 33 million hours in 2000, or the equivalent of over 17,000 full-time jobs. This is a slight decline since 1997, when they volunteered 34.1 million hours.

Much comes from the few

More than half (53%*) of all volunteer hours in New Brunswick were contributed by the 10% of volunteers who gave 441 hours or more of their time. This top 10% of volunteers accounted for a higher percentage of total volunteer hours than did the top 10% of volunteers in any other province in Canada.

Another 22%* of volunteer hours were contributed by the 15% of volunteers who gave between 220 and 440 hours during the year.

Combined, these two groups accounted for 25% of volunteers, but 75% of all volunteer hours.

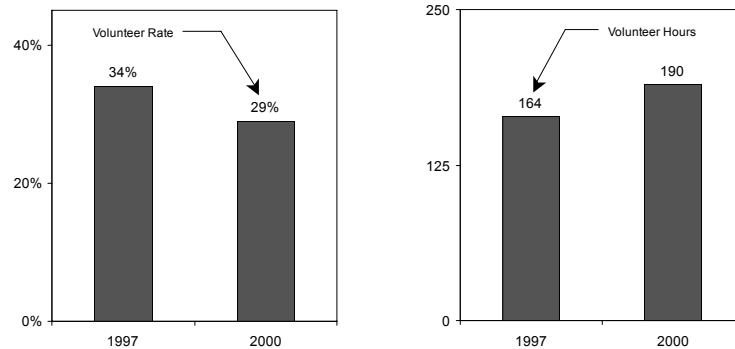
What volunteers do

While volunteers in New Brunswick engaged in a wide range of voluntary activities, the most common were helping to organize activities (59% of volunteers), serving as a member of a board or committee (45%), and canvassing, campaigning, and fundraising (43%). This pattern is broadly similar to most other provinces.

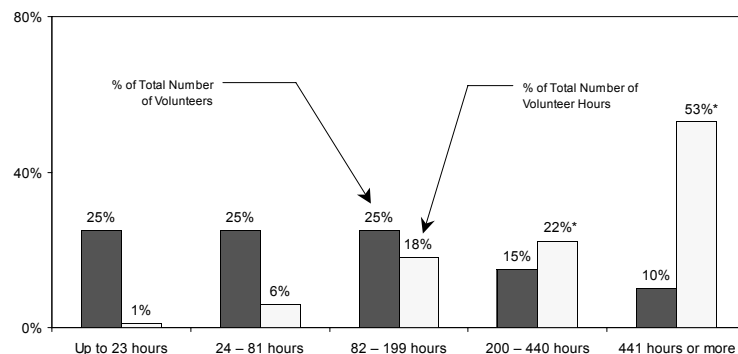
¹ NSGVP estimates are based on reports of charitable giving and volunteering over a one-year period by Canadians aged 15 and older.

* Sample size limitations affect the reliability of this estimate.

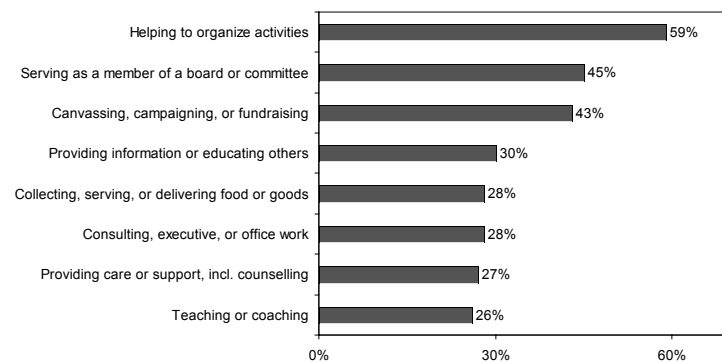
Percentage of Population Volunteering and Average Annual Volunteer Hours



Percentage of Volunteers and Percentage of Total Volunteer Hours by Annual Hours Volunteered



Percentage of Volunteers Engaging in Each Type of Volunteer Activity

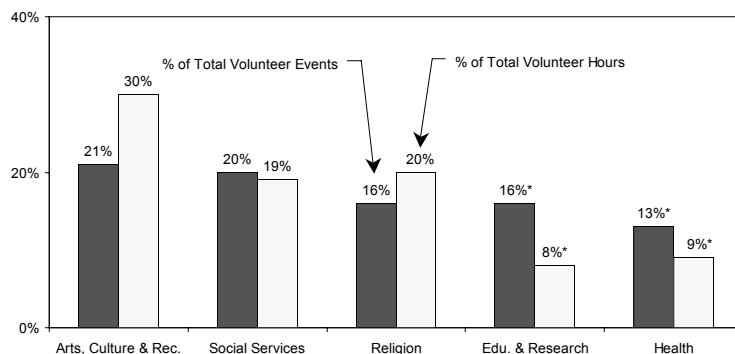


Where they volunteer

Although volunteers contributed time to many types of organizations, most volunteering occurred in organizations devoted to:

- Arts, Culture, and Recreation (21% of volunteer events² and 30% of volunteer hours),
- Social Services (20% of events and 19% of hours),
- Religion (16% events and 20% hours),
- Education and Research (16%* and 8%*), and
- Health (13%* and 9%*).

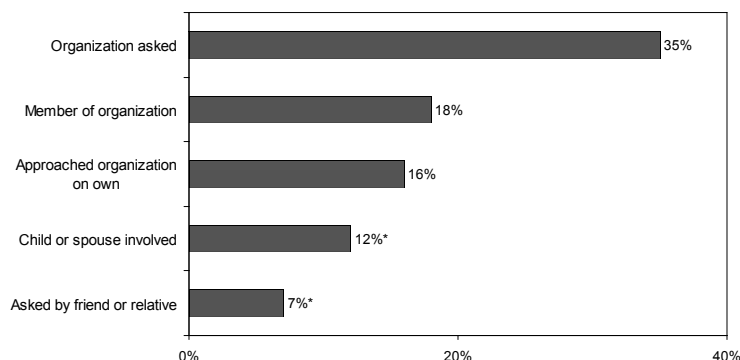
Percentage of Volunteer Events and Volunteer Hours by Type of Organization



How volunteers get involved

There are many ways to become a volunteer, but by far the most common way in New Brunswick, as in the rest of Canada, was to be asked by someone in the organization (35%). Roughly half as many people volunteered because they were members of the organization (18%), or as a result of approaching the organization on their own (16%). A much smaller percentage became volunteers because they had a child or spouse already involved (12%*), or because they were asked by a friend or relative outside the organization (7%*).

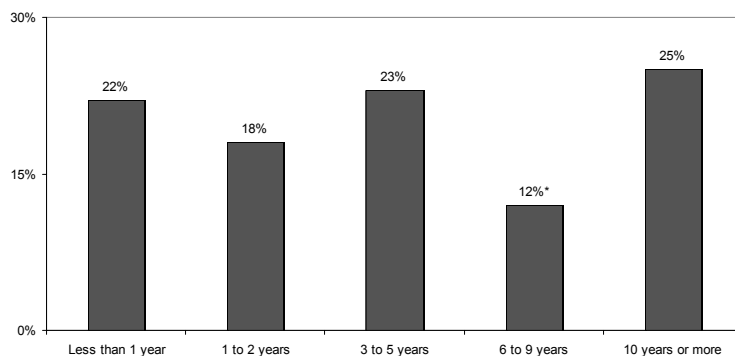
Percentage of Volunteer Events by Method of Becoming Involved



How long volunteers have been involved

Compared to the rest of the country, New Brunswick volunteers tend to volunteer for the same organization for longer periods. Almost four in ten (37%) New Brunswick volunteers had been involved with the same organization for six or more years, compared to just 33% of Canadian volunteers.

Percentage of Volunteers by Length of Involvement



² A "volunteer event" is defined as all voluntary activities for a particular organization, regardless of whether those activities took the form of a single episode of volunteering or multiple episodes of volunteering over time.

For more information on the 1997 and 2000 National Survey for Giving, Volunteering and Participating, including full text of the highlight report, *Caring Canadians*, *Involved Canadians*, please visit www.givingandvolunteering.ca.

We would like to acknowledge the support of our funder, Human Resources Development Canada (HRDC), for the production of this fact sheet.

Canadian Centre for Philanthropy Research Program
425 University Ave., Suite 700
Toronto, ON M5G 1T6
tel. 416.597.2293
fax. 416.597.2294

© 2003, Canadian Centre for Philanthropy

