

Volunteering in Prince Edward Island

How many? How much?

More than one third of Prince Edward Island residents (37% or 40,000 people) volunteered through a charitable or nonprofit organization, according to the 2000 National Survey of Giving, Volunteering and Participating.¹ While this is only a slight increase from the 36% of residents who volunteered in 1997, Prince Edward Island was the only province in Canada where the rate of volunteering increased over this period.

Island volunteers also contributed more time, on average, in 2000, giving 183 hours of their time, an increase of 44% from the 1997 average of 127 hours. This is the second largest such increase in the country.

In total, residents of Prince Edward Island volunteered 7.4 million hours in 2000, or the equivalent of almost 4,000 full-time jobs. This is a substantial increase since 1997, when they volunteered 4.9 million hours.

Much comes from the few

Three-quarters (75%*) of all volunteer hours in Prince Edward Island were contributed by the 25% of Island volunteers who gave 232 hours or more of their time.²

What volunteers do

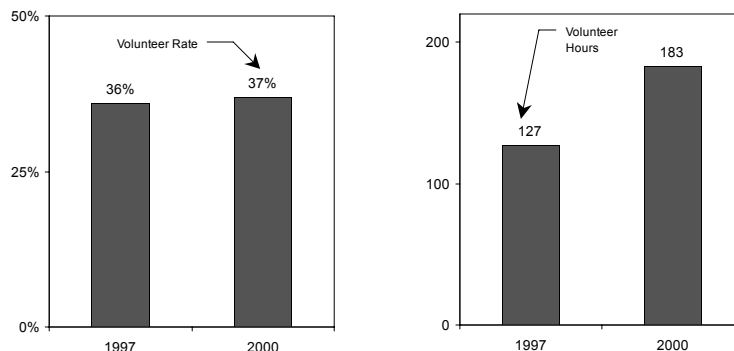
While volunteers in Prince Edward Island engaged in a wide range of voluntary activities, the most common were helping to organize activities (58% of volunteers), serving as a member of a board or committee (49%), and canvassing, campaigning, or fundraising (49%). This pattern is broadly similar to most other provinces.

¹ NSGVP estimates are based on reports of charitable giving and volunteering over a one-year period by Canadians aged 15 and older.

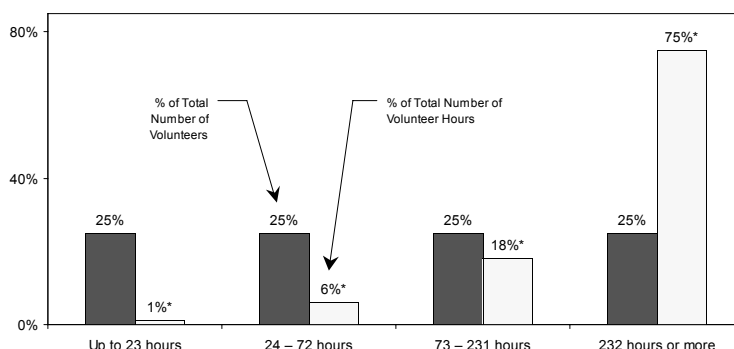
² The percentage of the total number of volunteer hours contributed by the top 10% of Prince Edward Island volunteers cannot be reported due to sample size limitations.

* Sample size limitations affect the reliability of this estimate.

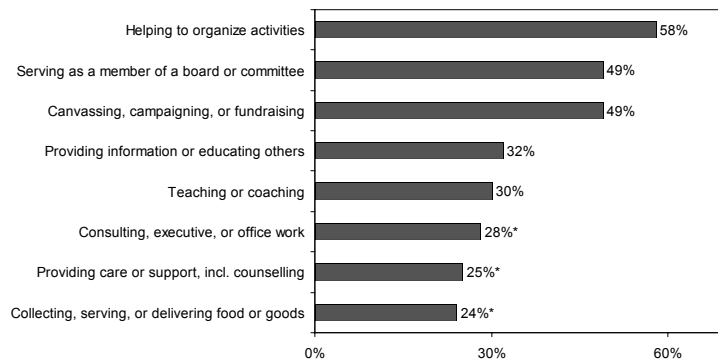
Percentage of Population Volunteering and Average Annual Volunteer Hours



Percentage of Volunteers and Percentage of Total Volunteer Hours by Annual Hours Volunteered



Percentage of Volunteers Engaging in Each Type of Volunteer Activity



Where they volunteer

Although volunteers contributed time to many types of organizations, most volunteering occurred in organizations devoted to:

- Arts, Culture, and Recreation (22%* of volunteer events² and 26%* of volunteer hours),
- Social Services (18%* of events and 23%* of hours),
- Religion (18%* events and 13%* hours),
- Health (14%* and 14%*), and
- Education and Research (9%* and 4%*).

Volunteers in Prince Edward Island devoted more of their volunteer hours to health organizations than did volunteers in any other province.

How volunteers get involved

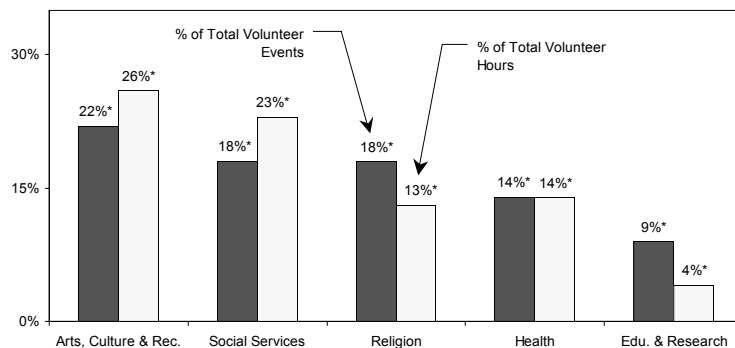
As in the rest of Canada, by far the most common way for Island volunteers to become involved was to be asked by someone in the organization (36%). Less than half as many people (17%*) became involved because they were members of the organization, and slightly fewer (15%*) volunteered after approaching the organization on their own. Fewer than one in ten Island volunteers became involved because they had a child or spouse involved with the organization (9%*) or because they were asked by a friend or relative outside the organization (6%*).

How long volunteers have been involved

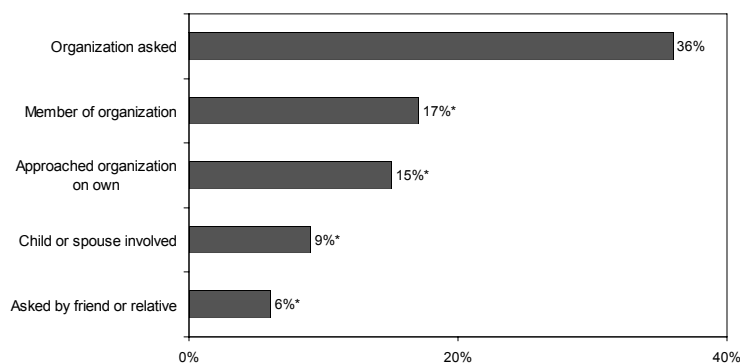
Compared to the rest of the country, volunteers in Prince Edward Island tend to volunteer for the same organization for longer periods of time. Forty percent of Island volunteers had been involved with the same organization for six years or more, compared to just 33% of Canadian volunteers.

² A “volunteer event” is defined as all voluntary activities for a particular organization, regardless of whether those activities took the form of a single episode of volunteering or multiple episodes of volunteering over time.

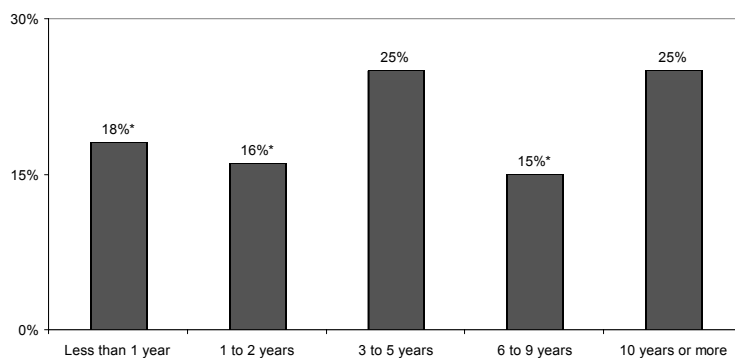
Percentage of Volunteer Events and Volunteer Hours by Type of Organization



Percentage of Volunteer Events by Method of Becoming Involved



Percentage of Volunteers by Length of Involvement



Note. Percentages do not add up to 100% due to rounding

For more information on the 1997 and 2000 National Survey for Giving, Volunteering and Participating, including full text of the highlight report, *Caring Canadians*, *Involved Canadians*, please visit www.givingandvolunteering.ca.

We would like to acknowledge the support of our funder, Human Resources Development Canada (HRDC), for the production of this fact sheet.

© 2003, Canadian Centre for Philanthropy

Canadian Centre for Philanthropy Research Program
425 University Ave., Suite 700
Toronto, ON M5G 1T6
tel. 416.597.2293
fax. 416.597.2294

