

# Who are Manitoba's Volunteers?

## Personal and economic characteristics

Thirty-six percent of Manitoba residents (312,000 people) volunteered an average of 140 hours each, according to the 2000 National Survey of Giving, Volunteering and Participating.<sup>1</sup> Whether individuals volunteer and how many hours they contribute vary with a number of personal and economic characteristics. This fact sheet explores the relationship between volunteering and age, education level, sex, labour force status, and household size.

### Age

Residents of Manitoba aged 45 to 64 were the most likely to volunteer (39% volunteered in 2000) followed closely by those aged 30 to 44 (38%). Those aged 65 and older were the least likely to volunteer (32%).

Although comparatively few Manitobans aged 65 and older volunteered, this group contributed the most hours on average (195\*). Volunteers aged 15 to 29 contributed the fewest hours on average (112).

Volunteers aged 65 and older also accounted for a disproportionately large percentage of total volunteer hours. Although they made up only 15% of volunteers, they contributed 20%\* of all volunteer hours.

### Education

More than half (52%) of Manitobans with some post-secondary education and just under half (49%) of those with university degrees volunteered. In contrast, just one quarter (25%) of those with less than a high school diploma volunteered.

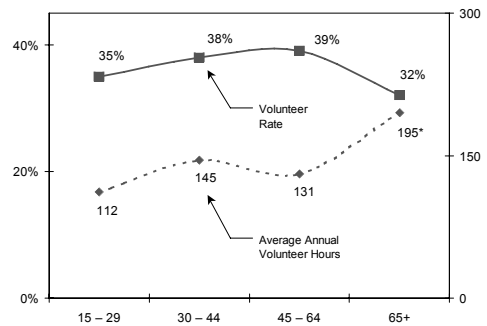
Volunteers with a university degree contributed the most hours on average (179), while those with less than a high school diploma contributed the fewest (106\*).

Volunteers with a university degree also accounted for a disproportionately large percentage of the total hours volunteered. They made up only 19% of volunteers, but contributed 24% of all volunteer hours.

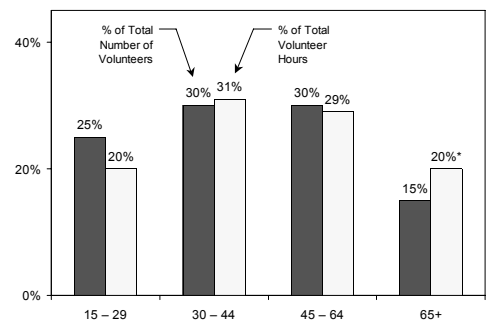
<sup>1</sup> NSGVP estimates are based on reports of charitable giving and volunteering over a one-year period by Canadians aged 15 and older.

\* Sample size limitations affect the reliability of this estimate.

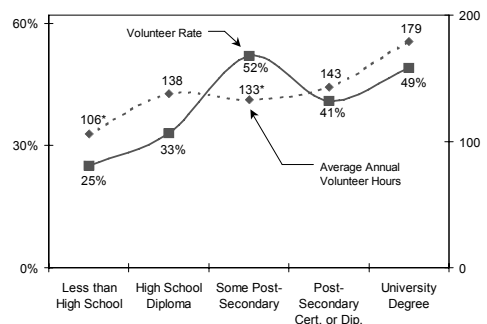
**Volunteer Rate and Average Annual Volunteer Hours by Age**



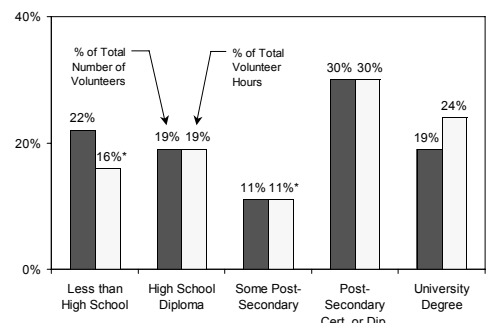
**Percentage of Volunteers and Percentage of Total Volunteer Hours by Age**



**Volunteer Rate and Average Annual Volunteer Hours by Education**



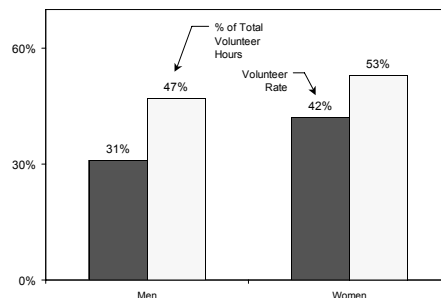
**Percentage of Volunteers and Percentage of Total Volunteer Hours by Education**



**Sex**

Women in Manitoba were more likely than men to volunteer (42% of women volunteered, compared to 31% of men) and accounted for a higher percentage of the total hours volunteered (53% versus 47%). However, men who volunteered contributed more hours on average than did women (156 versus 128).

**Volunteer Rate and Percentage of Total Volunteer Hours by Sex**



**Labour force status**

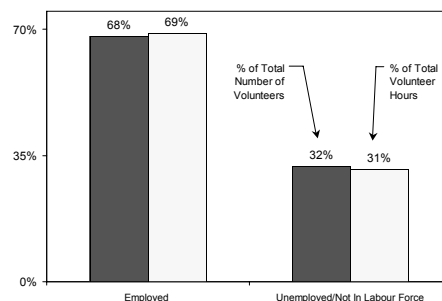
Employed Manitobans were more likely to volunteer (38%) than were those who were unemployed or not in the labour force (33%). Unlike most provinces, however, there was little difference between the average number of hours contributed by Manitobans who were employed (140) and unemployed (139).

**Volunteer Rate and Average Annual Volunteer Hours by Labour Force Status**



Volunteers in both labour force categories contributed a percentage of total volunteer hours roughly in keeping with what one would expect, given the percentage of the volunteer population that they each made up.

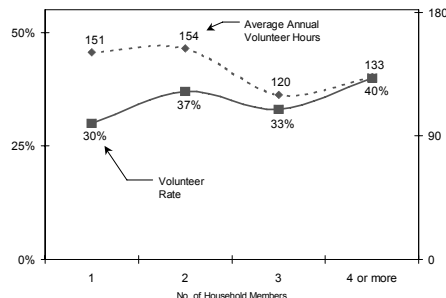
**Percentage of Volunteers and Percentage of Total Volunteer Hours by Labour Force Status**



**Household size**

Four in ten (40%) Manitobans living in households with four or more members volunteered, compared to three in ten (30%) residing in single-member households.

**Volunteer Rate and Average Annual Volunteer Hours by Number of Household Members**



However, volunteers living in two-member households contributed the most hours on average (154), followed by those residing in single-member households (151). Those living in three-member households contributed the fewest hours (120).

For more information on the 1997 and 2000 National Survey for Giving, Volunteering and Participating, including full text of the highlight report, *Caring Canadians*, *Involved Canadians*, please visit [www.givingandvolunteering.ca](http://www.givingandvolunteering.ca).

We would like to acknowledge the support of our funder, Human Resources Development Canada (HRDC), for the production of this fact sheet.

Canadian Centre for Philanthropy Research Program  
425 University Ave., Suite 700  
Toronto, ON M5G 1T6  
tel. 416.597.2293  
fax. 416.597.2294

© 2003, Canadian Centre for Philanthropy

