

Who are Saskatchewan's Volunteers?

Personal and economic characteristics

Forty-two percent of Saskatchewan residents (323,000 people) volunteered an average of 154 hours each, according to the National Survey of Giving, Volunteering and Participating.¹ Whether individuals volunteer and how many hours they contribute vary with a number of personal and economic characteristics. This fact sheet explores the relationship between volunteering and age, education level, sex, labour force status, and household size.

Age

Saskatchewan residents aged 35 to 54 were the most likely to volunteer (48% volunteered in 2000), followed closely by those aged 15 to 24 (46%). Those aged 65 and older were the least likely to volunteer (33%).

Although comparatively few Saskatchewan residents aged 65 and older volunteered, this group contributed the most hours on average (207). Volunteers aged 15 to 24 volunteered the fewest hours on average (115).

Volunteers aged 65 and older also accounted for a disproportionately large percentage of total volunteer hours. Although they made up only 14% of volunteers, they contributed 19% of all volunteer hours.

Education

Volunteering in Saskatchewan tends to increase with the level of formal education attained. Nearly two thirds (64%) of Saskatchewan residents with a university degree volunteered, while less than one third (31%) of those with less than a high school diploma did so.

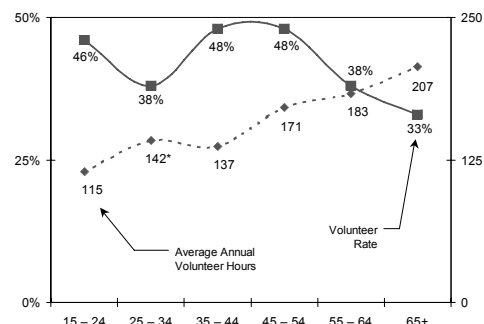
Volunteers with a post-secondary certificate or diploma volunteered the most hours on average (165), followed closely by those with some post-secondary education or a university degree (163 hours for both). Those with a high school diploma volunteered the fewest hours on average (128).

Volunteers with some post-secondary education or more accounted for a disproportionately large percentage of the total hours volunteered, while those with a high school diploma or less accounted for a disproportionately small percentage.

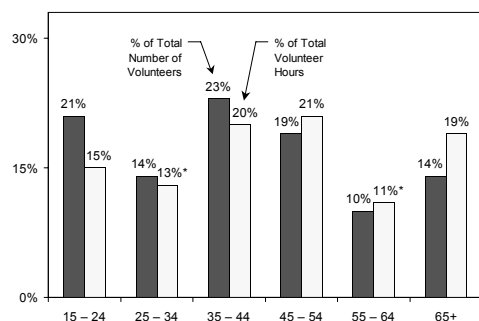
¹ NSGVP estimates are based on reports of charitable giving and volunteering over a one-year period by Canadians aged 15 and older.

* Sample size limitations affect the reliability of this estimate.

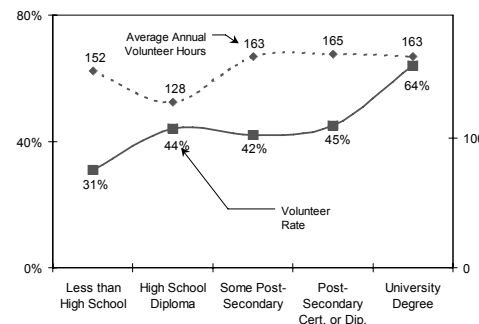
Volunteer Rate and Average Annual Volunteer Hours by Age



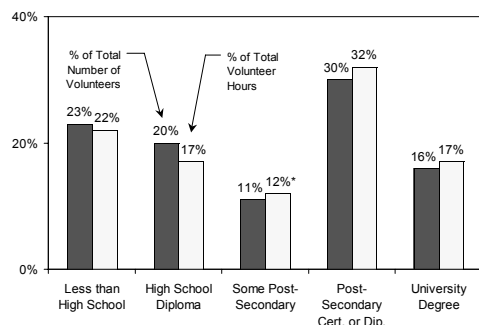
Percentage of Volunteers and Percentage of Total Volunteer Hours by Age



Volunteer Rate and Average Annual Volunteer Hours by Education



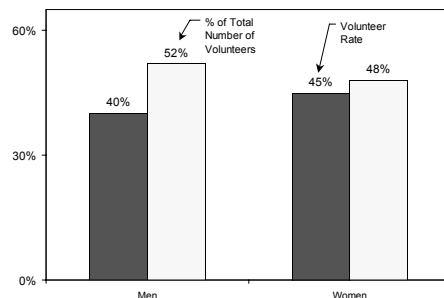
Percentage of Volunteers and Percentage of Total Volunteer Hours by Education



Sex

Women in Saskatchewan were more likely than men to volunteer (45% of women volunteered, compared to 40% of men). However, men who volunteered contributed more hours on average than did women (173 versus 137) and accounted for a higher percentage of the total hours volunteered (52% versus 48%).

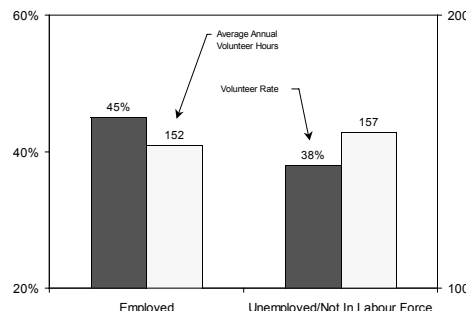
Volunteer Rate and Percentage of Total Volunteer Hours by Sex



Labour force status

Residents of Saskatchewan who were employed were more likely to volunteer (45%) than were those who were unemployed or not in the labour force (38%).

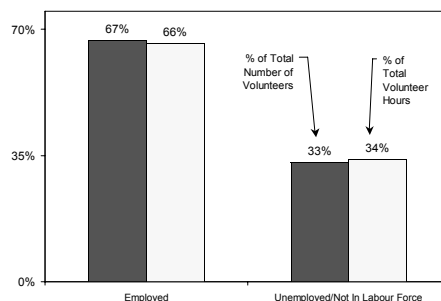
Volunteer Rate and Average Annual Volunteer Hours by Labour Force Status



However, volunteers who were unemployed or not in the labour force contributed more hours on average (157) than did those who were employed (152).

Volunteers in both labour force categories contributed a percentage of total volunteer hours roughly in keeping with what one would expect, given the percentage of the volunteer population that they each made up.

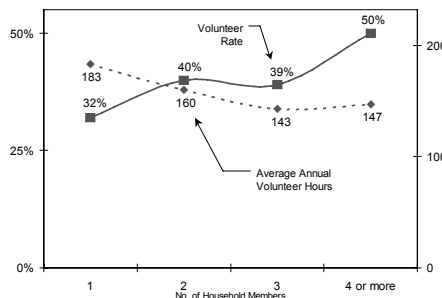
Percentage of Volunteers and Percentage of Total Volunteer Hours by Labour Force Status



Household size

Residents of Saskatchewan living in larger households were more likely to volunteer. Half (50%) of those living in households with four or more members volunteered, while less than one third (32%) of those living in single-member households did so.

Volunteer Rate and Average Annual Volunteer Hours by Number of Household Members



However, volunteers living in smaller households tended to contribute more hours. Those living in single-member households contributed an average of 183 hours, while those living in three-member households contributed an average of 143 hours.

For more information on the 1997 and 2000 National Survey for Giving, Volunteering and Participating, including full text of the highlight report, *Caring Canadians*, *Involved Canadians*, please visit www.givingandvolunteering.ca.

We would like to acknowledge the support of our funder, Human Resources Development Canada (HRDC), for the production of this fact sheet.

Canadian Centre for Philanthropy Research Program
425 University Ave., Suite 700
Toronto, ON M5G 1T6
tel. 416.597.2293
fax. 416.597.2294

© 2003, Canadian Centre for Philanthropy

