

# Who are Alberta's Volunteers?

## Fact Sheet #35



### The demographics of volunteers

The volunteering behaviour of Albertans varies with their age, education, gender and labour force status, according to the National Survey of Giving, Volunteering and Participating (NSGVP).<sup>1</sup>

#### Age

Albertans aged 35 to 54 were the most likely to volunteer. Forty-eight percent of this group gave their time. One quarter of seniors (65 and older) volunteered, making them least likely to contribute their time.



On average, however, seniors volunteered the highest number of hours (200 hours) among all age groups. Average volunteer hours tended to increase with age.

-  Volunteers aged 35-44 contributed the greatest percentage of total volunteer hours (27%), and accounted for the largest percentage of volunteers (28%).
-  Only 19% of volunteers were aged 45-54, but they contributed 24% of the total volunteer hours.

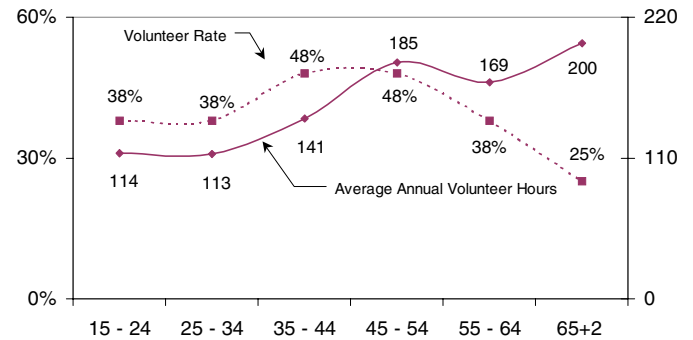
#### Education

Albertans with a university degree were most likely to volunteer. Fifty-five percent of them gave their time. Twenty-nine percent of Albertans with less than a high school education volunteered, making them least likely to contribute their time.

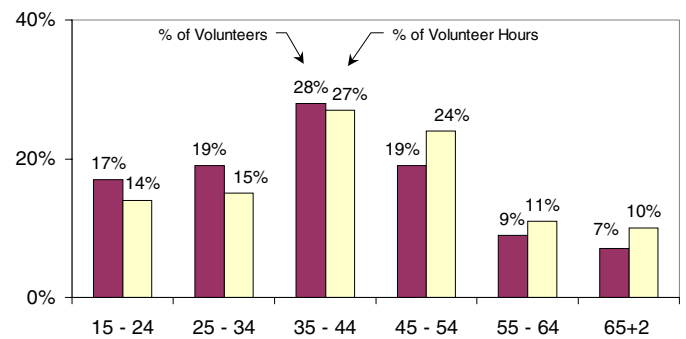
Albertans with a university degree gave the most time (178 hours) on average, followed by those with some post-secondary education (171 hours). Volunteers with less than a high school education gave the smallest average number of hours annually (118 hours).

-  Over half of all volunteers had a post-secondary certificate/diploma or a university degree.
-  Volunteers with a post-secondary certificate/diploma or a university degree contributed 56% of all volunteer hours.

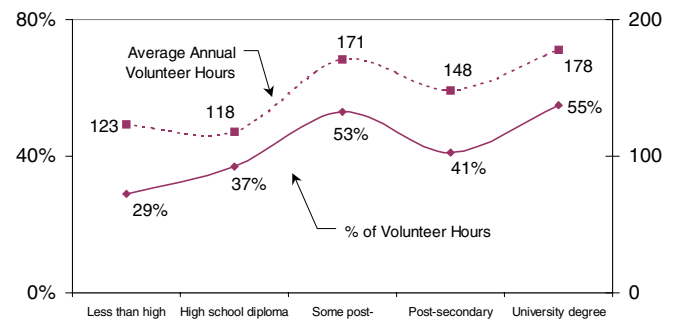
Percentage of Alberta Population Volunteering and Average Hours Volunteered Annually by Age<sup>2</sup>



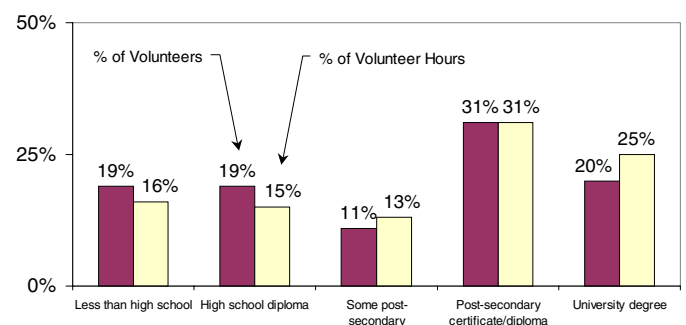
Percentage of Alberta Volunteers and Percentage of Total Volunteer Hours by Age<sup>2</sup>



Percentage of Alberta Population Volunteering and Average Hours Volunteered by Education



Percentage of Alberta Volunteers and Percentage of Total Volunteer Hours by Education



1. Findings from the NSGVP are based on reports of volunteer activity by Canadians aged 15 and older over the one-year period from November 1, 1996 to October 31, 1997.

2. Sample size limitations affect the reliability of the estimates for Albertans aged 65+ and unemployed Albertans.



**Sex**

Women in Alberta were more likely to volunteer than men (46% vs 35%). However, men tended to contribute, on average, more hours than women did (151 hours vs. 142 hours).

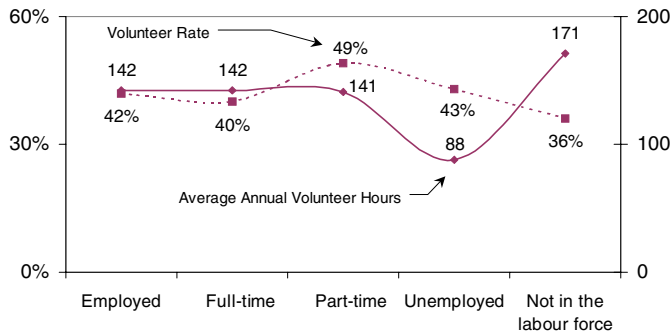
The majority of Albertan volunteers were women (57%). They contributed the majority of all volunteer hours (55%).

**Labour force status**

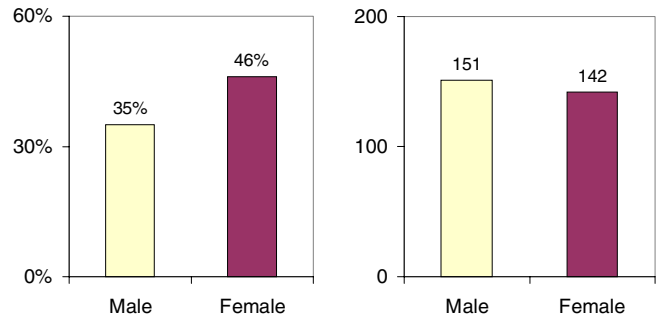
Albertans employed part-time were more likely to volunteer than those who were employed full-time, unemployed or not in the labour force. Those not in the labour force contributed, on average, the highest number of volunteer hours (171 hours).

- 
 Fifty-four percent of all volunteers were employed full-time and contributed over half of all volunteer hours.
- 
 Twenty-three percent of volunteers were not in the labour force, but they contributed 27% of all volunteer hours.

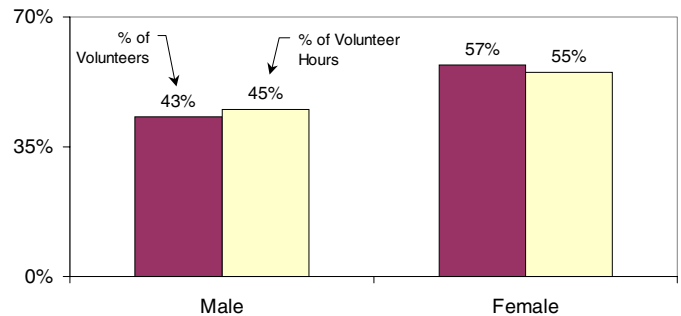
Percentage of the Alberta Population Volunteering and Average Hours Volunteered by Labour Force Status<sup>2</sup>



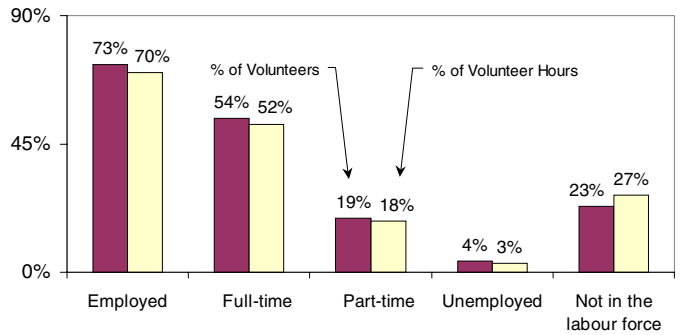
Percentage of Alberta Population Volunteering and Average Hours Volunteered Annually by Sex



Percentage of Alberta Volunteers and Percentage of Total Volunteer Hours by Sex



Percentage of Alberta Volunteers and Percentage of Volunteer Hours by Labour Force Status<sup>2</sup>



Canadian Centre for Philanthropy™  
Le Centre canadien de philanthropie MC



VOLUNTEER  
BÉNÉVOLES  
CANADA

More information on the results of the NSGVP, including the full text of the highlight report *Caring Canadians, Involved Canadians*, is available online at our Web site: [www.nsgvp.org](http://www.nsgvp.org)

Or contact us:

Manager, Research Projects  
Canadian Centre for Philanthropy  
425 University Avenue, Suite 700  
Toronto Ontario, M5G 1T6  
Phone: 416-597-2293 ext. 238 Fax: 416-597-2294  
e-mail: [ccpresearch@ccp.ca](mailto:ccpresearch@ccp.ca)

We would like to acknowledge the support provided by the Wild Rose Foundation for the production of these fact sheets.

Reprinted May 2001 © Canadian Centre for Philanthropy

Fact Sheet #35 written by Stephanie Saunders, Research Associate, Canadian Centre for Philanthropy.