

Who are British Columbia's Volunteers?



Fact Sheet #29



The demographics of volunteers

The volunteering behaviour of British Columbians varies with age, education, gender and labour force status, according to the National Survey of Giving, Volunteering and Participating (NSGVP).¹

Age

Thirty-seven percent of British Columbians aged 35-44 volunteered, making them more likely to contribute volunteer hours than others. Almost one quarter of seniors volunteered, making them least likely to contribute.



On average, seniors volunteered the highest number of hours among all age groups. Average volunteer hours generally increased as the age of individuals increased.

- 
 Almost one out of four volunteers were 35-44 years old.
- 
 British Columbians 35-44 years old contributed one quarter of all volunteer hours.

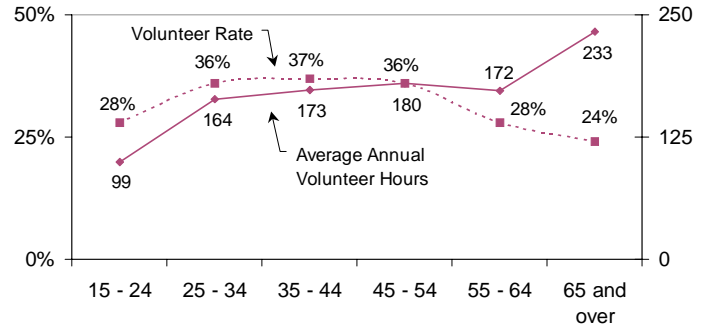
Education

Forty-eight percent of British Columbians with a university degree volunteered making them more likely to contribute their time than any other group. Almost a quarter of British Columbians with less than a high school diploma volunteered.

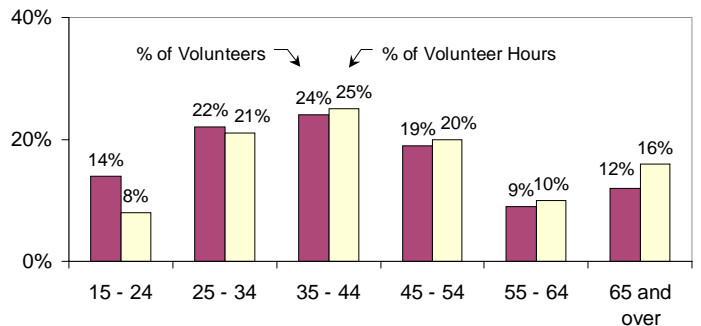
British Columbians with a university degree gave the most time, on average, followed by those with some post-secondary education. Volunteers with less than a high school diploma gave the smallest average number of hours annually.

- 
 Over half of all volunteers had a post-secondary certificate/diploma or a university degree.
- 
 Volunteers with a post-secondary certificate/diploma or a university degree contributed 56% of all volunteer hours.

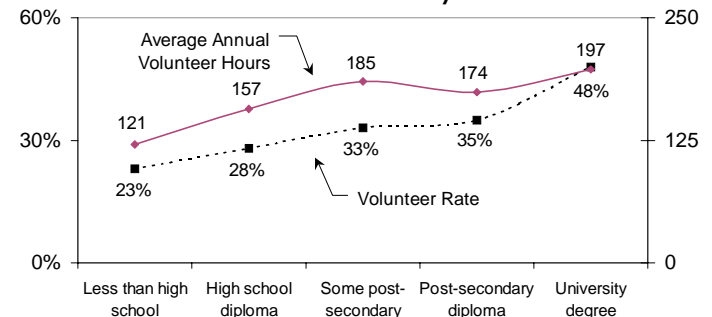
Percentage of the British Columbia Population Volunteering and Average Hours Volunteered Annually by Age



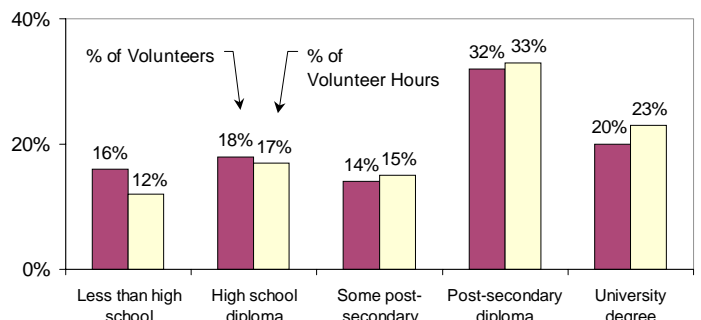
Percentage of British Columbia Volunteers and Percentage of Total Volunteer Hours by Age



Percentage of the British Columbia Population Volunteering and Average Hours Volunteered by Education



Percentage of British Columbia Volunteers and Percentage of Total Volunteer Hours by Education



1. Findings from the NSGVP are based on reports of volunteer activity by Canadians aged 15 and older over the 1-year period from November 1, 1996 to October 31, 1997.

Sex

Women were more likely to volunteer than men in British Columbia. However, men tended to contribute more hours, on average, than women did.

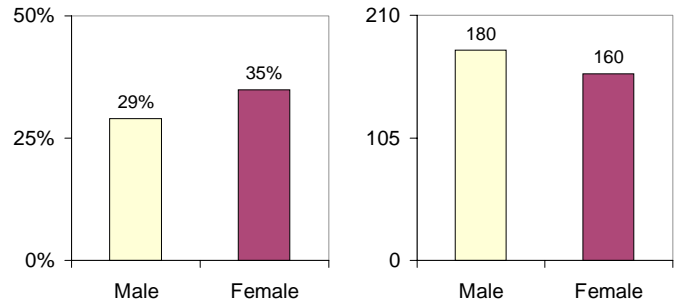
The majority of British Columbian volunteers were women and they also contributed the majority of all volunteer hours.

Labour force status

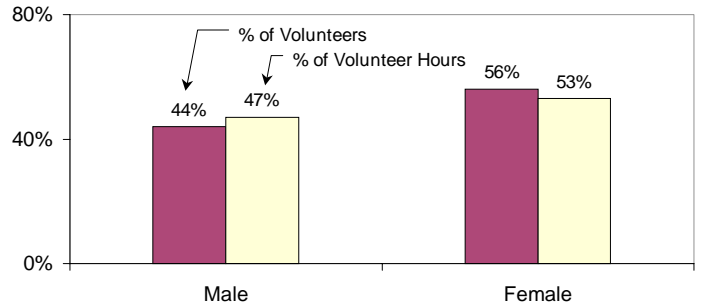
The 46% of British Columbian volunteers who were employed part-time were more likely to volunteer than those who were employed full-time, unemployed or not in the labour force. However, those not in the labour force contributed on average the highest number of volunteer hours.

- ✻ Forty-seven percent of volunteers were employed full-time.
- ✻ Volunteers employed full-time contributed 46% of volunteer hours.

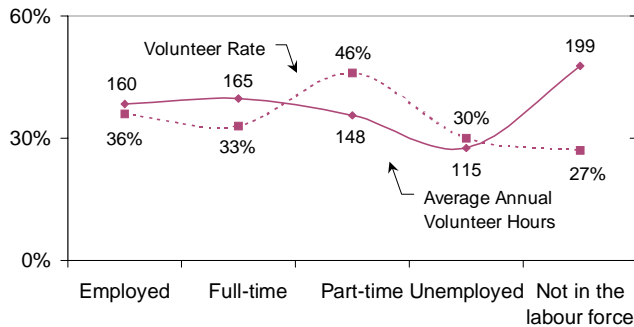
Percentage of the British Columbia Population Volunteering and Average Hours Volunteered Annually by Sex



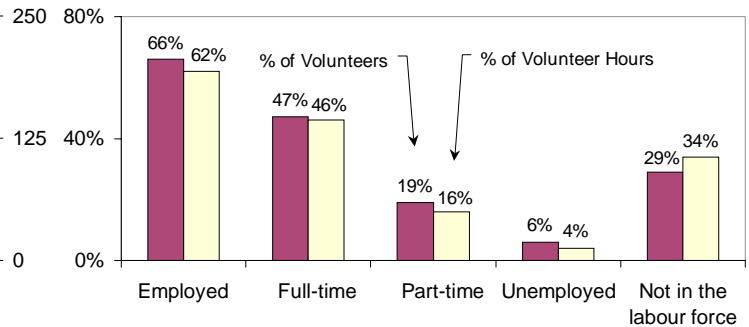
Percentage of British Columbia Volunteers and Percentage of Total Volunteer Hours by Sex



Percentage of the British Columbia Population Volunteering and Average Hours Volunteered by Labour Force Status



Percentage of British Columbia Volunteers and Percentage of Volunteer Hours by Labour Force Status



Canadian Centre for Philanthropy™
Le Centre canadien de philanthropie MC



VOLUNTEER
BÉNÉVOLES
CANADA

More information on the results of the NSGVP, including the full text of the highlight report *Caring Canadians, Involved Canadians*, is available online at our Web site: www.nsgvp.org

Or contact us:

Research Coordinator
Canadian Centre for Philanthropy
425 University Avenue, Suite 700
Toronto Ontario, M5G 1T6
Phone: 416-597-2293 ext. 238 Fax: 416-597-2294
e-mail: ccpresearch@ccp.ca

We would like to acknowledge the support provided by the Government of British Columbia for the production of these fact sheets.

Published March 2000

Fact Sheet #29 written by Stephanie Saunders, Research Associate, Canadian Centre for Philanthropy.