

The Role of Religion in Giving and Volunteering

Fact Sheet #7

Does Religion Matter?


Canadians who attend a place of worship weekly are more likely to give and volunteer than are infrequent attenders and nonattenders,¹ and to give and volunteer more, according to the National Survey of Giving, Volunteering and Participating (NSGVP).²


Charitable Giving

Weekly attenders are more likely to be donors and to make larger average donations — to both religious and non-religious organizations — than infrequent attenders and non-attenders.

Nine out of 10 weekly attenders donate, compared to 82% of infrequent attenders and 70% of nonattenders.

Weekly attenders gave an average of \$398 to religious organizations — 6 times more than infrequent attenders — and an average of \$150 to non-religious organizations, almost 50% more than either infrequent attenders or nonattenders.

 Although weekly attenders represent only 23% of all donors, they account for over half of the total value of all donations.

 Weekly and infrequent attenders combined make up 58% of the population, but account for 80% of the total value of donations.

Religious vs. Non-religious Organizations

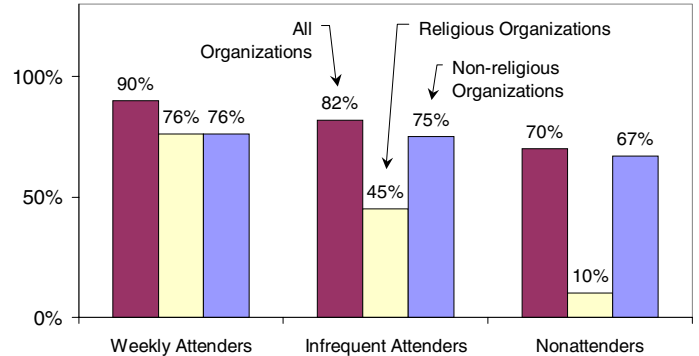
Although only 42% of those who give to religious organizations are weekly attenders, they account for 73% of the total value of these donations.

Weekly attenders represent only 21% of people who make donations to non-religious organizations, but account for almost one-third of the value of these donations (31%).

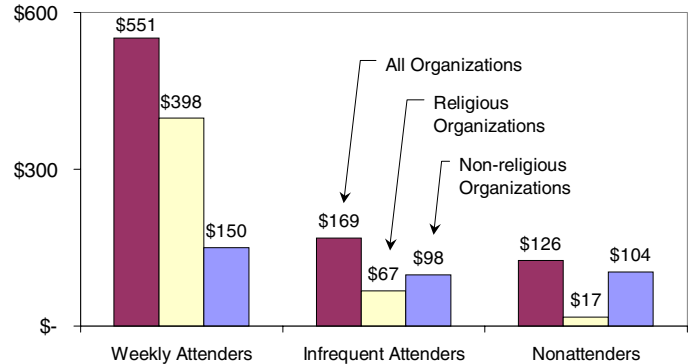
1. Canadians were asked how often they attended religious services or meetings. People who attended weekly were considered to be 'Weekly Attenders'; those attending anywhere from once a month to once or twice a year were classified as 'Infrequent Attenders'; and those not attending at all, as 'Nonattenders'.

2. Findings from the NSGVP are based on reports of charitable giving over the one-year period from November 1, 1996 to October 31, 1997 by Canadians aged 15 and older.

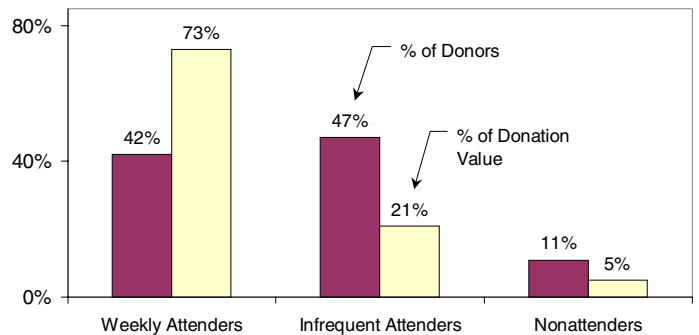
Percentage of Population Making Donations by Religious Attendance and Type of Organization



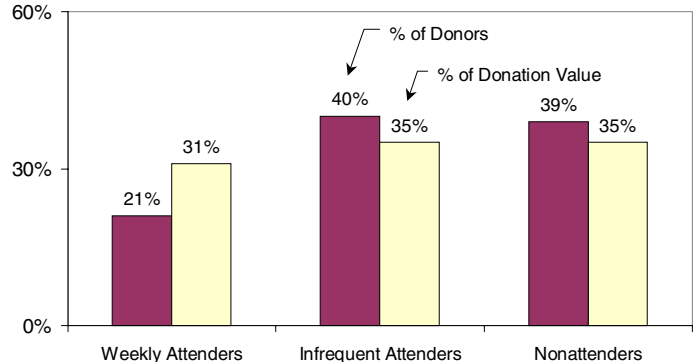
Average Annual Donation by Religious Attendance and Type of Organization



Percentage of Donors and Percentage of Total Donation Value to Religious Organizations by Religious Attendance



Percentage of Donors and Percentage of Total Donation Value to Non-Religious Organizations by Religious Attendance



Volunteering

Weekly attenders are more likely to engage in volunteer activities for all types of organizations and spend much more time volunteering for religious organizations than infrequent attenders and nonattenders.

Nearly half of all weekly attenders volunteer, compared to only 30% of infrequent attenders and 26% of nonattenders.

On average, weekly attenders spend almost 1.5 times the number of hours volunteering that infrequent attenders and nonattenders do.

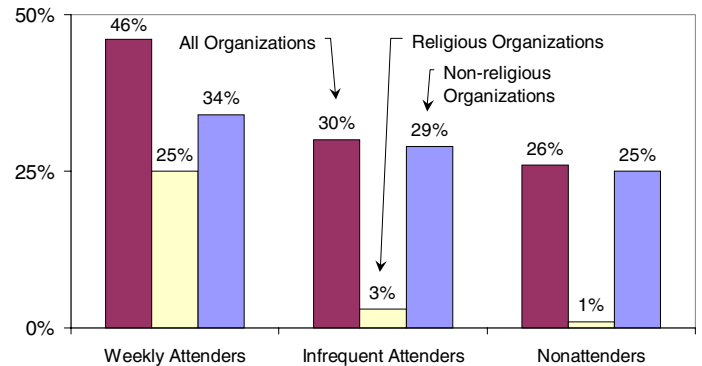
- 🍁 Weekly attenders make up 29% of all volunteers, but account for 39% of all volunteer hours.
- 🍁 Weekly and infrequent attenders together make up 58% of the population, but account for 69% of all volunteer hours.

Religious vs. Non-religious Organizations

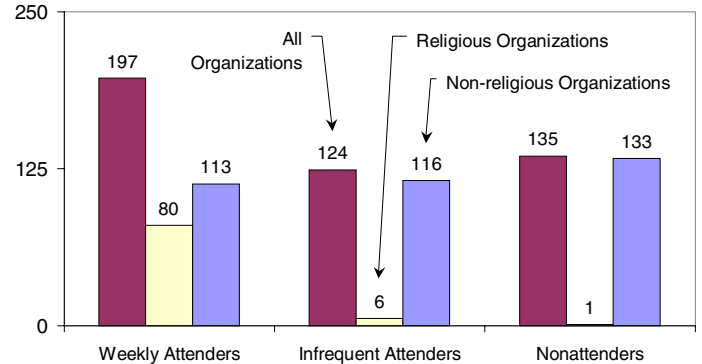
Almost four out of five volunteers for religious organizations (77%) are weekly attenders; they account for 90% of the total number of hours volunteered for these organizations.

Weekly attenders represent 24% of people volunteering for non-religious organizations but account for 28% of the total number of volunteer hours for such organizations.

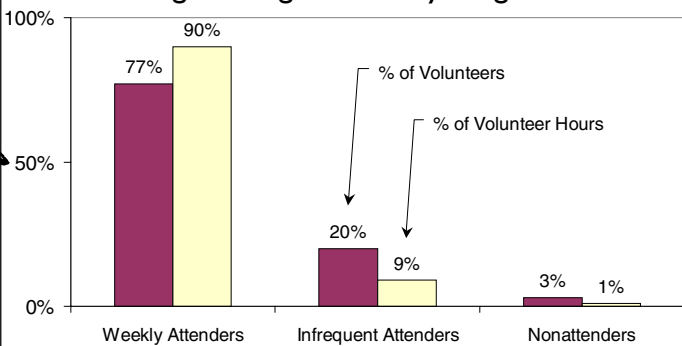
Percentage of Population Volunteering by Religious Attendance and Type of Organization



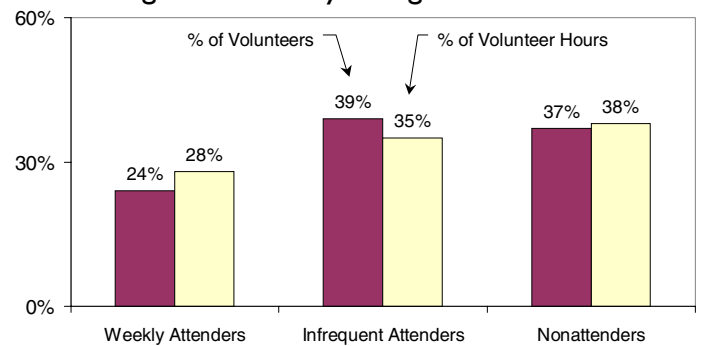
Average Annual Hours Volunteered by Religious Attendance and Type of Organization



Percentage of Volunteers and Percentage of Total Volunteer Hours to Religious Organizations by Religious Attendance



Percentage of Volunteers and Percentage of Total Volunteer Hours to Non-Religious Organizations by Religious Attendance



Canadian Centre for Philanthropy
Le Centre canadien de philanthropie



VOLUNTEER
BÉNÉVOLES
CANADA

More information on the results of the NSGVP, including the full text of the highlight report *Caring Canadians, Involved Canadians*, is available online at our Website: www.ccp.ca/nsgvp

Or contact us:

Research Program Coordinator
Canadian Centre for Philanthropy
425 University Avenue, Suite 700
Toronto Ontario, M5G 1T6

Phone: 416-597-2293 ext. 238 Fax: 416-597-2294

e-mail: ccpresearch@ccp.ca

We would like to acknowledge the support provided by Community Foundations of Canada for the production of this fact sheet.

Fact Sheet #7 written by Liane Greenberg, Research Associate, Canadian Centre for Philanthropy.