




Youth Giving and Volunteering

Fact Sheet #9



The Role of Youth

Canadian youth between the ages of 15 to 24 make an important contribution to charitable giving and volunteering. However different patterns emerge between younger and older youth, according to analysis of the data from the National Survey of Giving, Volunteering and Participating (NSGVP).¹



Giving: How Many? How Much?

-  Almost 6 out of 10 (59%) Canadian 15-24 years old made financial donations to charities, for a total of \$187.4 million.
-  Fifty percent of Canadian youth donated clothing or goods to an organization.
-  Half (50%) of 15-19 year olds donated food to charitable and nonprofit organizations such as food banks, compared to 39% of 20-24 year olds.

Age

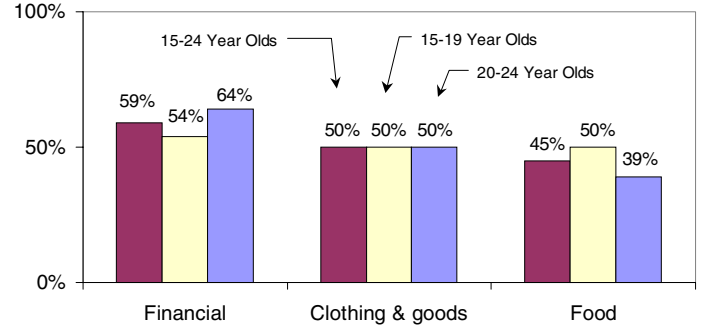
-  More than half of 15-19 year olds (54%) made charitable donations. This rose to 64% for 20-24 year olds.
-  Older youth (20-24 years old) made average annual donations that were 50% larger than those of their younger counterparts (15-19 years old) (\$94 vs. \$62).

Organizations supported

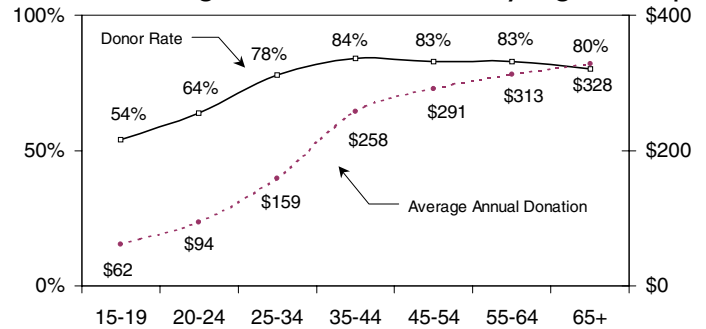
-  Forty-eight percent (\$90.2 million) of the total value of youth donations (15-24 years old) were made to religious organizations. These organizations received 18% of the total number of youth donations.
-  Health (31%) and social services (22%) organizations combined, received over half of the total number of youth donations. This accounted for 33% (\$62.7 million) of the total value of youth donations.

1. Findings from the NSGVP are based on reports of charitable giving and volunteering over the 1-year period from November 1, 1996 to October 31, 1997 by Canadians aged 15 and older.

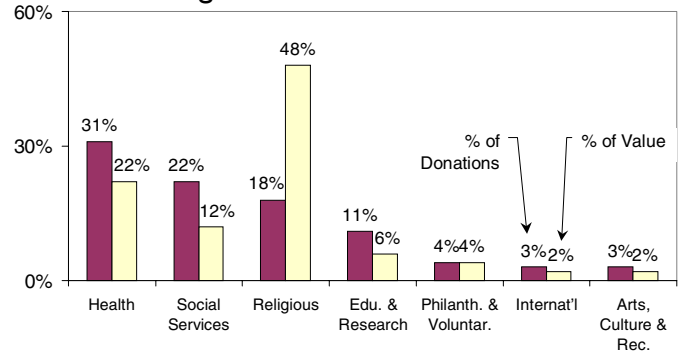
Percentage of Canadian Youth Making Donations by Type of Donation



Percentage of the Population Making Donations and Average Annual Donation by Age Group



Percentage of Donations and Percentage of the Value of Donations by Type of Organization, 15-24 Year Olds



QUICK facts...

46% of youth volunteers believed their volunteer activities helped them acquire new skills that could be directly applied to their job.




Nearly two-thirds (65%) of unemployed youth volunteers believed volunteering would increase their chances of finding a job.

Almost one quarter (24%) of employed youth volunteers reported that their volunteer experience helped them find employment.

Volunteering: How Many? How Much?

The volunteer rate among youth (15-24 years old) nearly doubled from 1987 (18%) to 1997 (33%).

However, youth volunteer hours declined on average from 1987 (174 hours) to 1997 (125 hours).


-  One in three Canadians (33%) 15-24 years old volunteered for a charitable or nonprofit organization.
-  Youth volunteers contributed an annual average of 125 hours each.
-  The total amount of time volunteered by Canadian youth was just over 163 million hours.

Age



Volunteers between the ages of 15-19 were more likely to volunteer than those aged 20-24 (37% vs 29%). However, older youth contributed more hours on average (137 hours) than their younger counterparts (115 hours).

Organizations Supported

The majority of youth volunteer activity occurs in two types of organizations.

-  Education and research organizations accounted for 29% (46.7 million hours) of youth volunteers' time and 25% of youth volunteer events.²

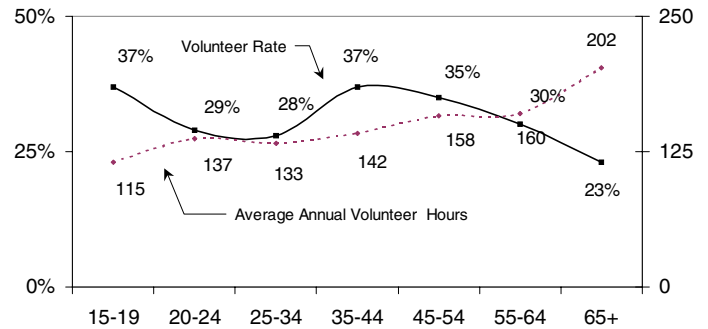
Activities Supported

-  Almost half of youth volunteers (49%) participated in organizing or supervising events.³
-  More than half (53%) of 15-19 year old volunteers canvassed, campaigned or raised funds compared to less than one-third (31%) of 20-24 year old volunteers.

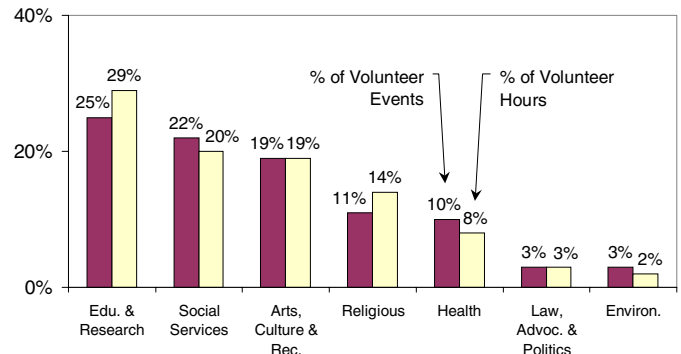
2. Each occurrence of volunteering for an organization reported by an individual volunteer constitutes one volunteer event.

3. Percentages do not add up to 100% because many volunteers engaged in more than one type of activity.

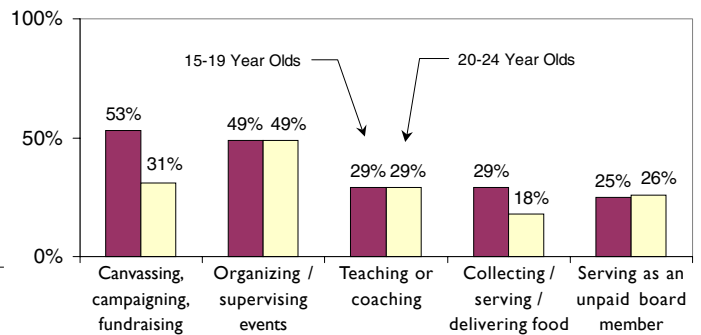
Percentage of the Population Volunteering and Average Hours Volunteered Annually by Age Group



Percentage of Volunteer Events and Percentage of Volunteer Hours by Type of Organization, 15-24 Year Olds



Percentage of Volunteer Activities, 15-24 Year Olds



Canadian Centre for Philanthropy™
Le Centre canadien de philanthropie MC



VOLONTAIRE
BÉNÉVOLES
CANADA

We would like to acknowledge the support provided by Community Foundations of Canada for the production of this fact sheet.

Reprinted April 2001

More information on the results of the NSGVP, including the full text of the highlight report *Caring Canadians, Involved Canadians*, is available online at our Website: www.nsgvp.org

Or contact us:

Research Coordinator
Canadian Centre for Philanthropy
425 University Avenue, Suite 700
Toronto Ontario, M5G 1T6
Phone: 416-597-2293 ext. 238 Fax: 416-597-2294
e-mail: ccpresearch@ccp.ca

Fact Sheet #9 written by Stephanie Saunders, Research Associate, Canadian Centre for Philanthropy.