

Volunteering in Manitoba

Fact Sheet #46

How many? How much?

Forty percent of people who live in Manitoba volunteered for a charitable or nonprofit organization, according to an analysis of data from the 1997 National Survey of Giving, Volunteering and Participating (NSGVP).¹

These volunteers contributed a total of almost 45 million hours during the survey year. This is the equivalent of 23,314 full time jobs – roughly equal to 4% of Manitoba’s employed labour force.

Much comes from the few

Manitoba volunteers gave between one and 2,080 hours of their time during the year, or 130 hours on average. However, half of the volunteers gave less than 65 hours.

Twenty-seven percent of all volunteer hours were contributed by 5% of volunteers. This group gave their communities over 12 million hours of their time and contributed 686 hours on average.

Another 20% percent of volunteers gave an average of 272 hours annually and accounted for approximately 42% of the total volunteer hours. The remaining 75% of volunteers accounted for 31% of the total volunteer hours.

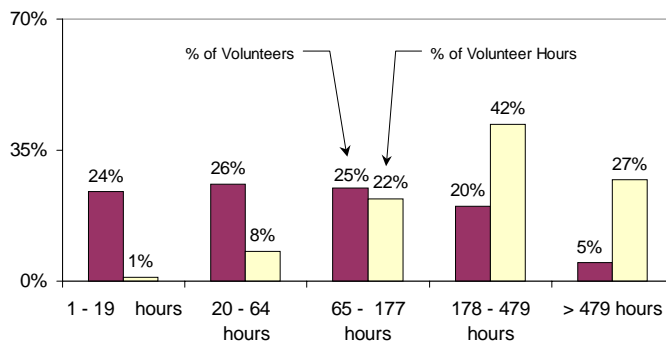
Community membership, size and volunteering

Ninety-seven percent of Manitoba’s volunteers felt that charitable and voluntary organizations play a major role in making their communities better places to live.

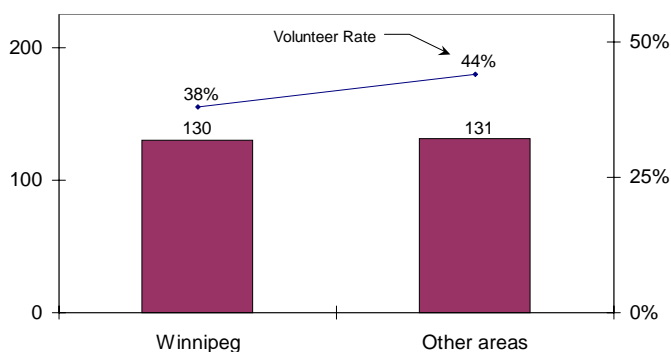
In Manitoba, the volunteer rate appears to vary with the area of residence. The metropolitan area of Winnipeg had a volunteer rate of 38% compared to 44% for the rest of Manitoba (Brandon, small towns and rural areas). The average hours volunteered was slightly less for Winnipeg (130 hours) than for other areas (131 hours).

The number of volunteer hours given increased with length of residence. Almost two-thirds (63%) of Manitoba’s volunteers had resided in their communities for more than 10 years and accounted for the majority (67%) of total volunteer hours. Twenty-six percent had resided in their communities for 3 to 10 years and accounted for almost one quarter (23%) of the total number of volunteer hours. The remaining volunteers (11%) had resided in their communities for less than 3 years and accounted for 10% of total volunteer hours.

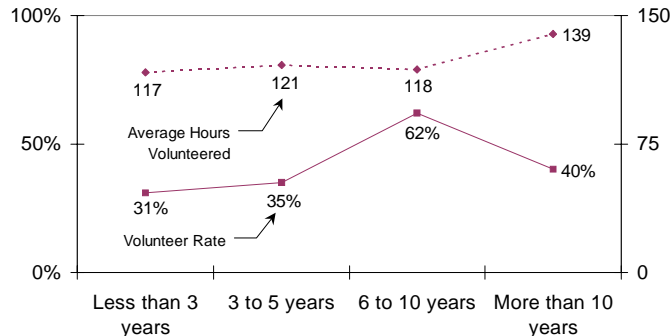
Percentage of Manitoba's Volunteers and Percentage of Hours Volunteered by Number of Hours Volunteered



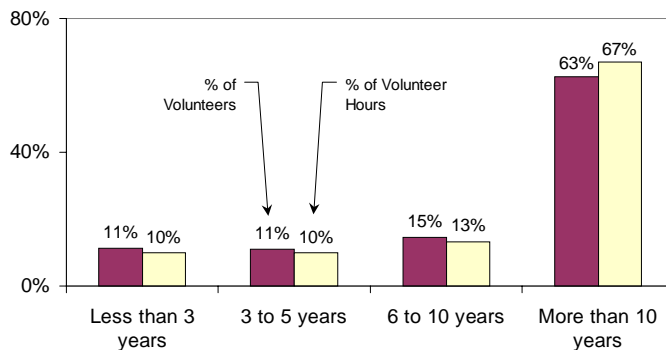
Percentage of Manitoba's Population Volunteering and Average Hours Volunteered by Area of Residence



Percentage of Manitoba's Population Volunteering and Average Hours Volunteered by Length of Residence



Percentage of Total Volunteer Hours and Percentage of Volunteers in Manitoba by Length of Residence



What volunteers do

Volunteers in Manitoba provide a wide range of services and activities within their communities. Over half (53%) of volunteers gave time to one organization, 25% volunteered for two, and the remaining 22% volunteered for 3 or more organizations. The top five types of activities undertaken by volunteers were:²

- 🍁 Organizing and supervising activities or events (49%).
- 🍁 Canvassing, campaigning or fundraising (45%).
- 🍁 Serving as an unpaid member of a board or committee (43%).
- 🍁 Teaching or coaching for an organization (28%).
- 🍁 Collecting, serving or delivering food (27%).

When they volunteer

Seventy-five percent of volunteers did most of their volunteering on weekdays. Twenty-five percent preferred to volunteer on the weekends.

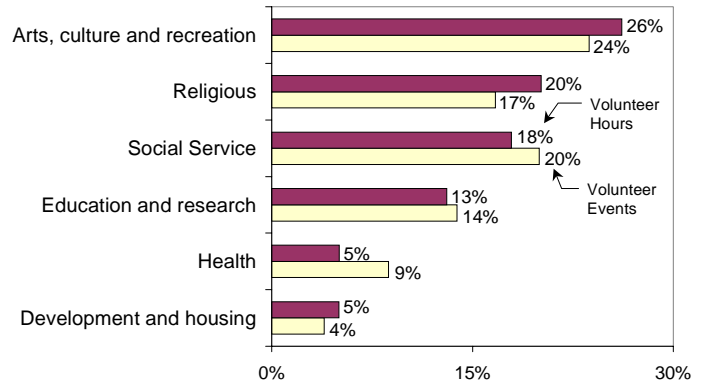
The most popular time for volunteering was during the evening (33%). Others volunteered all day long (15%), in the afternoon (13%) or during the morning (11%). Twenty-eight percent varied the time when they volunteered.

Where they volunteer

In Manitoba most volunteer hours were given to five types of organizations:

- 🍁 Arts, culture and recreation (11.7 million hours)
- 🍁 Religious (9.0 million hours)
- 🍁 Social service (8.0 million hours)
- 🍁 Education and research (5.9 million hours)
- 🍁 Health organizations (2.3 million hours).

Percentage of Volunteer Hours and Percentage of Volunteer Events in Manitoba by Type of Organization



QUICK facts...

Why do Manitobans volunteer?

- 🍁 To help a cause they personally believe in (96%).
- 🍁 To use their skills and experience (80%).
- 🍁 Because they have been personally affected by the cause they are volunteering for (69%).

Fifty-eight percent of volunteers were very satisfied with their life in general, compared to 44% of non-volunteers.

1. Findings from the NSGVP are based on reports of charitable giving and volunteering over the one-year period from November 1, 1996 to October 31, 1997 by Canadians aged 15 and older.

2. Each occurrence of volunteering for an organization reported by an individual constitutes one volunteer event. Percentages do not add up to 100% because many volunteers engaged in more than one type of activity.



Canadian Centre for Philanthropy™
Le Centre canadien de philanthropie^{MC}



VOLUNTEER
BÉNÉVOLES
CANADA

We would like to acknowledge the support provided by Manitoba Culture, Heritage and Tourism for the production of this fact sheet.

Published March 2001 © Canadian Centre for Philanthropy

More information on the results of the NSGVP, including the full text of the highlight report *Caring Canadians, Involved Canadians*, is available online at our Web site: www.nsgvp.org

Or contact us:

Manager, Research Projects
Canadian Centre for Philanthropy
425 University Avenue, Suite 700
Toronto Ontario, M5G 1T6
Phone: 416-597-2293 ext. 238
e-mail: ccpresearch@ccp.ca

Fax: 416-597-2294

Fact Sheet #46 written by Michelle Goulbourne, Research Associate, Canadian Centre for Philanthropy.