

Who are Manitoba's Volunteers?




Fact Sheet #47

The demographics of volunteers

Volunteering among Manitoba's residents varied with age, education, sex, labour force status and religion, according to analysis of data from the 1997 National Survey of Giving, Volunteering and Participating (NSGVP).¹



Age

Most (43%) of Manitoba's volunteers were in their mid-adult years (35-54). Twenty-five percent were between 35 to 44 years of age, while remaining 18% were 45 to 54 years old. Nineteen percent of the volunteers were youth (15-24) and 17% were young adults (25-34). The smallest percentage of volunteers (10%) were mature adults (55-64). Eleven percent of Manitoba's volunteers were seniors (65 and above). Mature adults and seniors gave the highest average number of volunteer hours annually; 151 and 165 hours respectively.

-  Although the volunteer rate declined with age, the average hours volunteered increased with age.
-  Youth contributed more hours on average (111 hours) than young adults (105 hours).
-  One in four volunteers were 35 to 44 years old.

Education

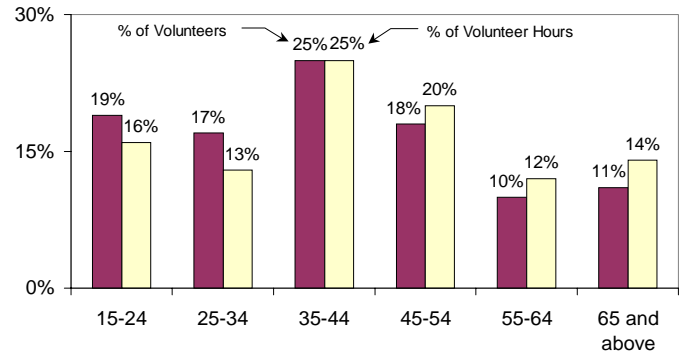
Almost half (47%) of Manitoba's volunteers had either a post-secondary diploma/certificate (25%) or a university degree (22%). Twenty-five percent had not earned a high school diploma.

-  Those with a post-secondary certificate, diploma or university degree contributed 54% of all volunteer hours.
-  Volunteers with less than a high school diploma contributed 22% of all volunteer hours.

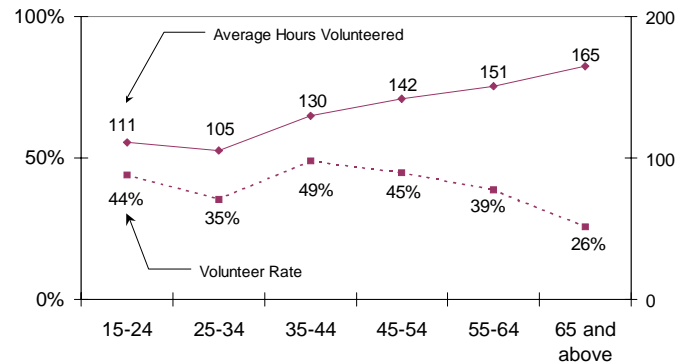
Fifty-eight percent of Manitobans with a university degree were volunteers and gave the most time (162 hours) on average.

Fifty-one percent of Manitobans with some post-secondary education volunteered. Volunteers with a post-secondary diploma or certificate gave the second highest average amount of time (143 hours), followed by those with some post-secondary education (126 hours).

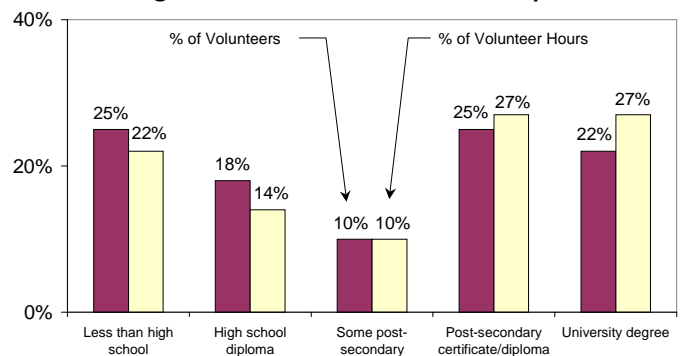
Percentage of Manitoba's Volunteers and Total Hours Volunteered Annually by Age



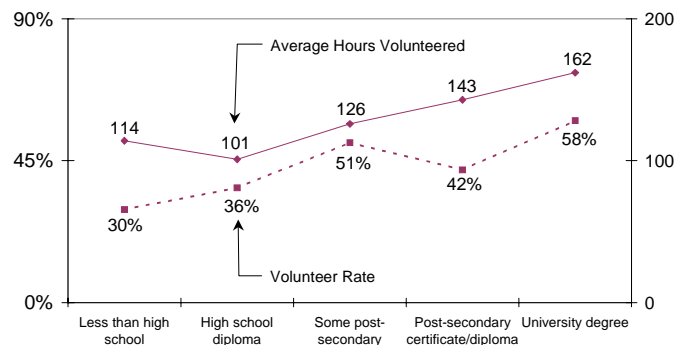
Percentage of Manitoba's Population Volunteering and Average Hours Volunteered Annually by Age



Percentage of Manitoba's Volunteers and Percentage of Total Volunteer Hours by Education



Percentage of Manitoba's Population Volunteering and Average Hours Volunteered Annually by Education



1. Findings from the NSGVP are based on reports of charitable giving and volunteering over the one year period from November 1, 1996 to October 1, 1997.

Sex

While there were more females (51%) than males (49%) residing in Manitoba, the percentage of male and female volunteers was almost the same. The volunteer rate was only slightly higher for males (40%) than for females (39%).

Labour force status

Seventy-two percent of Manitoba's volunteers were employed, 53% full-time and 19% part-time. A greater percentage of part-time employees (47%) volunteered than did full-time employees (43%).

On average, volunteers who worked full-time contributed more hours each year (128 hours) than did those who worked part-time (117 hours). Twenty-eight percent of volunteers were not employed (i.e., were unemployed or not in the labour force). They accounted for 31% of total volunteer hours.

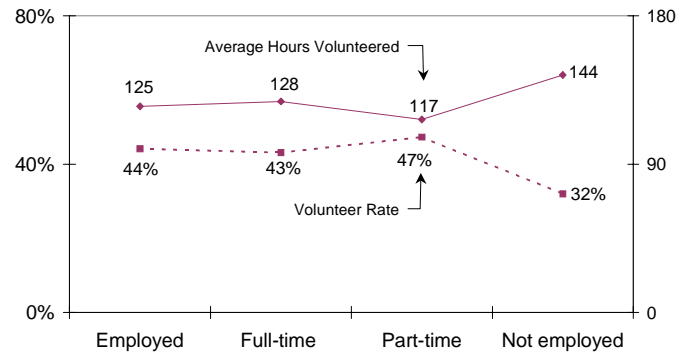
Religion

Almost two-thirds (64%) of Manitoba's volunteers had a religious affiliation.

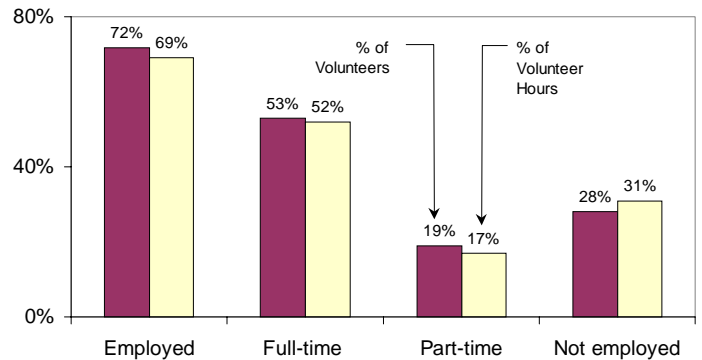
Three out of 10 volunteers (32%) attended religious services at least once a week, 13% attended at least once a month and 18% attended less than 5 times each year. Thirty-seven percent of volunteers did not attend religious services at all.

Volunteers who attended religious services more frequently gave more volunteer hours on average than other volunteers. Volunteers who attended religious services once a month or more accounted for 56 percent of total volunteer hours. Those who attended less than 5 times a year accounted for 15% of volunteer hours.

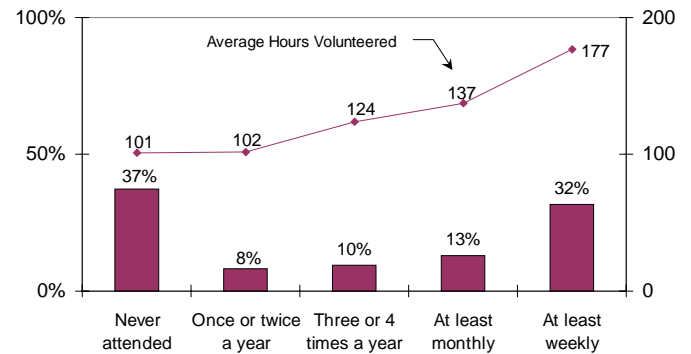
Percentage of Manitoba's Population Volunteering and Average Volunteer Hours by Labour Force Status



Percentage of Manitoba's Volunteers and Percentage of Volunteer Hours by Labour Force Status



Percentage of Manitoba's Volunteers and Average Hours Volunteered by Religious Service Attendance



Canadian Centre for Philanthropy™
Le Centre canadien de philanthropie MC



VOLUNTEER
BÉNÉVOLES
CANADA

We would like to acknowledge the support provided by Manitoba Culture, Heritage and Tourism for the production of this fact sheet.

Published March 2001

© Canadian Centre for Philanthropy

More information on the results of the NSGVP, including the full text of the highlight report *Caring Canadians, Involved Canadians*, is available online at our Web site: www.nsgvp.org

Or contact us:

Manager, Research Projects
Canadian Centre for Philanthropy
425 University Avenue, Suite 700
Toronto Ontario, M5G 1T6
Phone: 416-597-2293 ext. 238
e-mail: ccpresearch@ccp.ca

Fax: 416-597-2294

Fact Sheet #47 written by Michelle Goulbourne, Research Associate, Canadian Centre for Philanthropy.