

# Giving and Volunteering in Sudbury

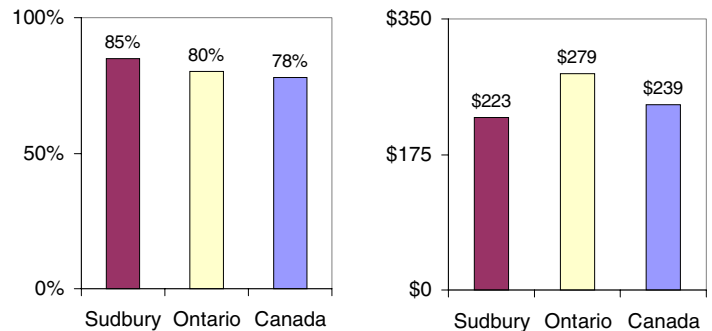
## Fact Sheet #18

### Giving: How many? How much?

More than eight out of ten (85%) people living in the census metropolitan area (CMA) of Sudbury, Ontario<sup>1</sup> made financial donations to charitable and nonprofit organizations, according to data from the National Survey of Giving, Volunteering and Participating (NSGVP).<sup>2</sup>

On average, these donors gave a total of \$223. Their charitable donations totalled \$27 million.

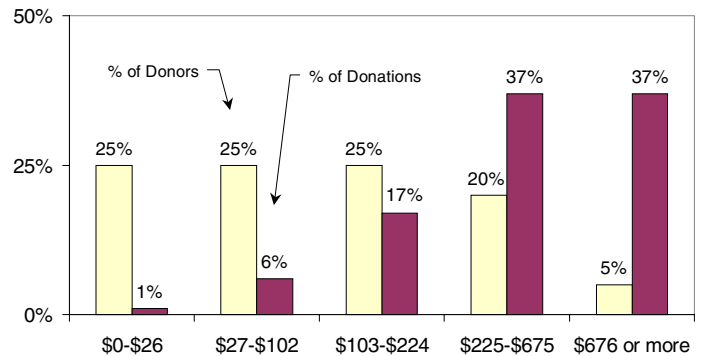
Percentage of Population Making Donations and Average Annual Donation by Geographic Area



### Much comes from the few

More than a third (37%) of the total dollar value of all donations comes from just 5% of donors – those who gave \$676 or more during the previous year. The 20% of donors who gave between \$225 and \$675 account for 37% of donations. Although these two groups combined account for only 25% of donors, they contributed 74% of all financial donations.

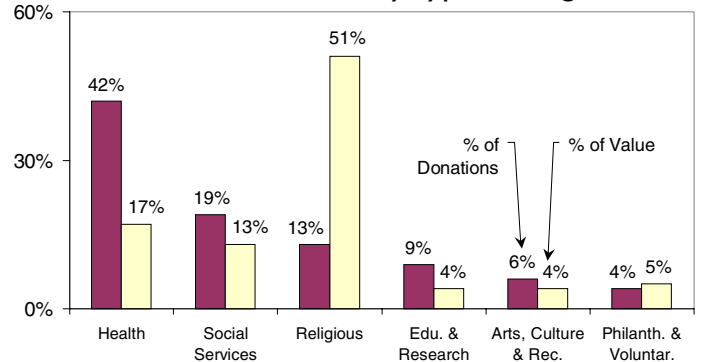
Percentage of Donors and Percentage of Donations by Size of Donation



### Where donations go

Donors in Sudbury gave more money to religious organizations than to any other type of organization. During the year covered by the survey, they gave 51% of the total value of donations, or \$13.9 million, to religious organizations, even though these organizations received only 13% of the total number of charitable donations.

Percentage of Donations and Percentage of the Value of Donations Received by Type of Organization



Forty-two percent of all donations went to health organizations, and accounted for 17% (\$4.6 million) of the total dollar value of donations.

Social service organizations received 19% of donations and 13% (\$3.6 million) of the total value of donations.

Education and research organizations received 9% of all donations and 4% (\$1.1 million) of the total value of donations.

### *QUICK*facts...

**85% of those living in Sudbury made donations, compared to 80% of Ontarians in the province as a whole.**

**The top 5% of volunteers in Sudbury contributed 25% of all volunteer hours. In the province as a whole, the top 5% of volunteers contributed 33% of all volunteer hours.**

1. The census metropolitan area is the geographic region designated by Statistics Canada for collecting census data.

2. Findings from the NSGVP are based on reports of charitable giving and volunteering over the one year period from November 1, 1996 to October 31, 1997 by Canadians aged 15 and older.

## Volunteering: *How many? How much?*

One-third (33%) of those living in the Sudbury CMA volunteered for a charitable or nonprofit organization, according to data from the NSGVP.

On average, volunteers contributed 148 hours each during the year for a total of 6.9 million hours. This is the equivalent of 3,600 full time jobs – roughly equal to 4% of Sudbury’s labour force in 1997.

## Much comes from the few

One-quarter (25%) of all volunteer hours were contributed by 5% of volunteers – those who gave 512 hours or more of their time. The 20% of volunteers who gave between 220 and 511 hours per year account for 48% of all volunteer hours. Although these two groups combined account for only 25% of volunteers, they contributed 73% of all volunteer hours.

## What volunteers do...

The most common volunteer activities were:

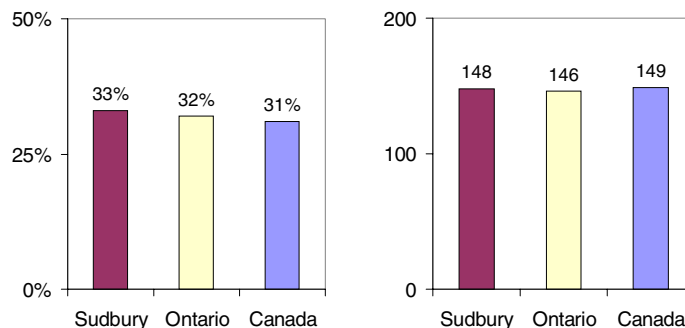
- ✿ Organizing and supervising activities or events (55%)<sup>3</sup>
- ✿ Canvassing, campaigning or fundraising (47%)
- ✿ Serving as an unpaid member of a board or committee (39%)

## ...and where they volunteer

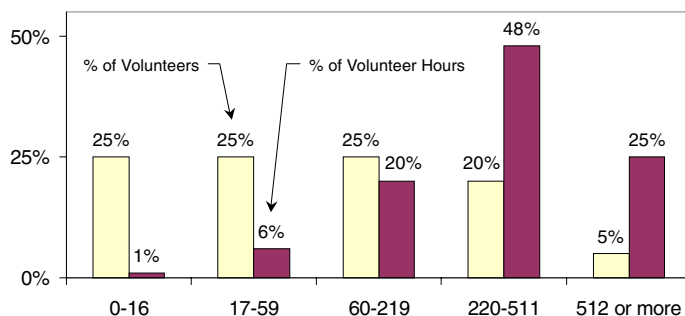
In the Sudbury CMA most volunteering occurred in 4 types of organizations:

- ✿ Arts, culture and recreation organizations
- ✿ Health organizations
- ✿ Social service organizations
- ✿ Education and research organizations

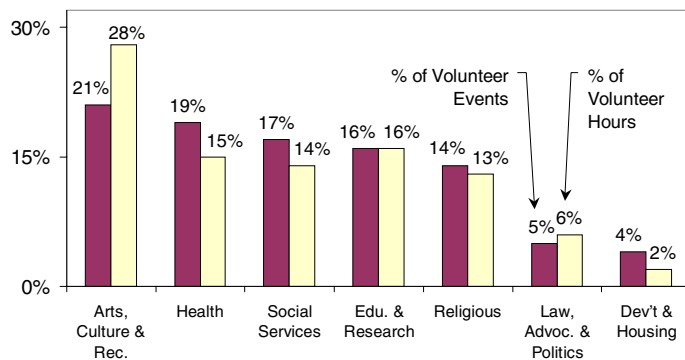
Percentage of Population Volunteering and Average Annual Volunteer Hours by Geographic Area



Percentage of Volunteers and Total Hours Volunteered by Number of Hours Volunteered



Percentage of Volunteer Events<sup>4</sup> and Percentage of Volunteer Hours by Type of Organization



<sup>3</sup>Percentages do not add up to 100% because many volunteers engage in more than one type of activity.

<sup>4</sup>Each occurrence of volunteering for an organization reported by an individual volunteer constitutes one volunteer event. Percentages may not add up to 100% due to rounding.



Canadian Centre for Philanthropy™  
Le Centre canadien de philanthropie<sup>MC</sup>



VOLUNTEER  
BÉNÉVOLES  
CANADA

We would like to acknowledge the support provided by the Government of Ontario for the production of this fact sheet.

More information on the results of the NSGVP, including the full text of the highlight report *Caring Canadians, Involved Canadians*, is available online at our Website: [www.nsgvp.org](http://www.nsgvp.org)

Or contact us:

Research Coordinator  
Canadian Centre for Philanthropy  
425 University Avenue, Suite 700  
Toronto Ontario, M5G 1T6  
Phone: 416-597-2293 ext. 238 Fax: 416-597-2294  
e-mail: [ccpresearch@ccp.ca](mailto:ccpresearch@ccp.ca)

Fact Sheet #18 written by Marcus Parmegiani, Research Associate - Web Developer, Canadian Centre for Philanthropy