

Who are Ontario's Volunteers?

Fact Sheet #16

National Survey of Giving, Volunteering, and Participating



The demographics of volunteers

The volunteering behaviour of Ontarians varies with their age, education, sex, and labour force status, according to analysis of data from the National Survey of Giving, Volunteering and Participating (NSGVP).¹

Age

Thirty-seven percent of Ontarians 35–44 years old volunteered, making them more likely to contribute than others. Only 26% of seniors and those 25-34 years old volunteered, making them least likely to contribute.



However, seniors volunteered the highest number of average hours annually (178 hours). Average hours volunteered was lowest among those Ontario's youth and increased steadily as the age of individuals increased.

-  One out of four volunteers were 35-44 years old.
-  Canadians 35-44 years old contributed 25% of all volunteer hours.

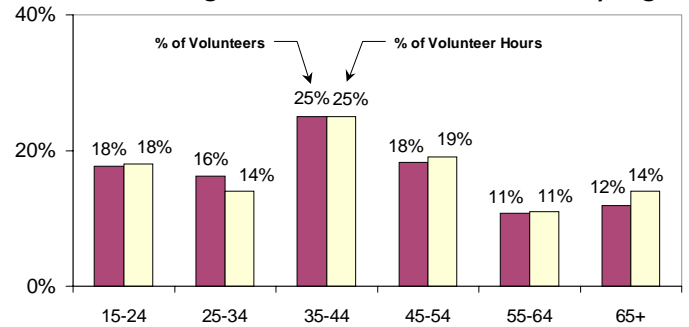
Education

Forty-nine percent of Ontarians with a university degree volunteered, and those with a university degree were more likely to contribute their time than others. Only one in five of those with less than a high school diploma volunteered, and they were least likely to contribute.

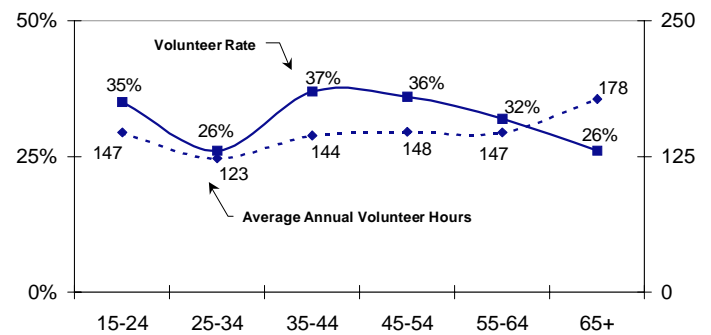
However, Ontarians who earned a high school diploma had the highest average annual volunteer hours (177), followed by those who had earned a post-secondary certificate or diploma. Those with less than a high school diploma had the lowest average hours volunteered annually (130 hours).

-  Fifty-one percent of all volunteers have a post-secondary certificate/diploma or a university degree.
-  Those with a post-secondary certificate/diploma or a university degree contributed 52% of all volunteers hours.

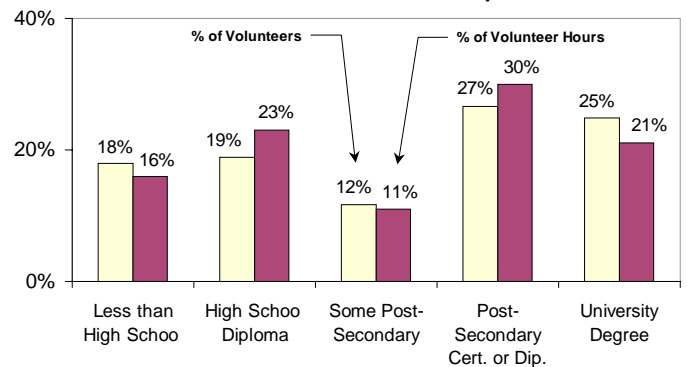
Percentage of Ontario Volunteers and Percentage of Total Volunteer Hours by Age



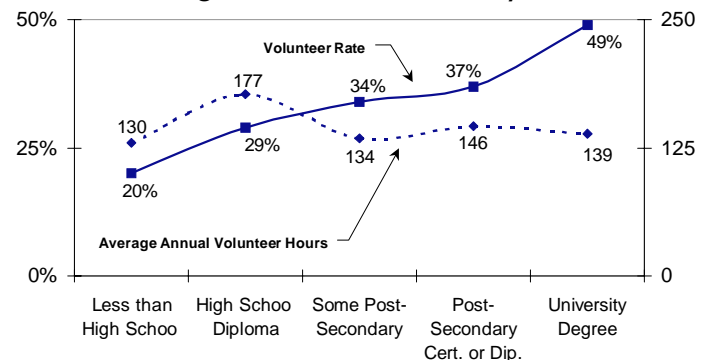
Percentage of the Ontario Population Volunteering and Average Hours Volunteered Annually by Age



Percentage of Ontario Volunteers and Percentage of Total Volunteer Hours by Education



Percentage of the Ontario Population Volunteering and Average Hours Volunteered by Education



¹Findings from the NSGVP are based on reports of volunteer activity by Canadians aged 15 and older over the 1-year period from November 1, 1996 to October 31, 1997.



Sex

Women are more likely to volunteer than men in Ontario, although when men volunteer they tend to contribute a higher number of annual hours, on average, than women do.

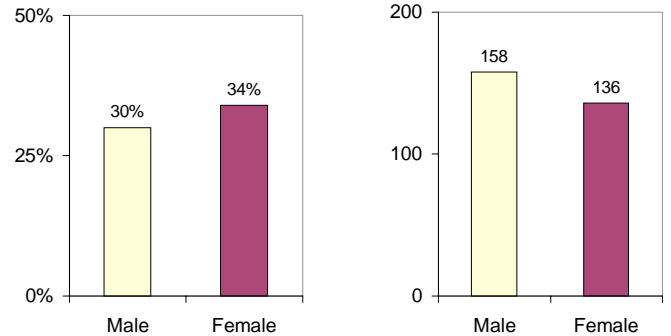
The majority of all provincial volunteers were women (54%), and they contributed the majority of all volunteer hours (51%).

Labour force status

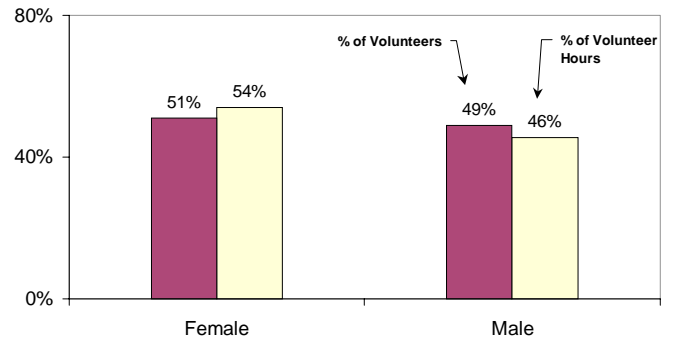
A higher percentage of Ontarians employed part-time volunteered than those who were employed full-time, unemployed, or not in the labour force. However, those not in the labour force contributed a higher number of average hours annually than other Ontarians.

- 
 Forty-seven percent of volunteers were employed full-time.
- 
 Those employed full-time contributed more than 4 out of every 10 volunteer hours.

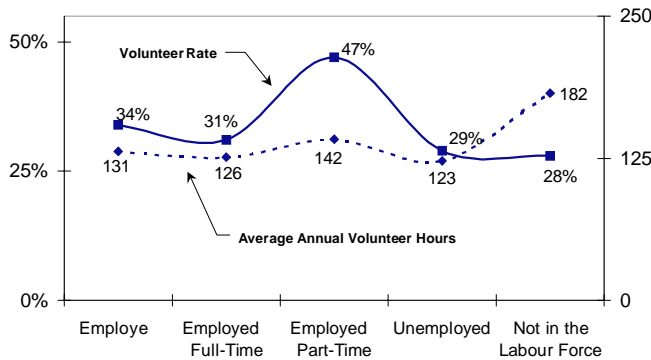
Percentage of the Ontario Population Volunteering and Average Hours Volunteered Annually by Sex



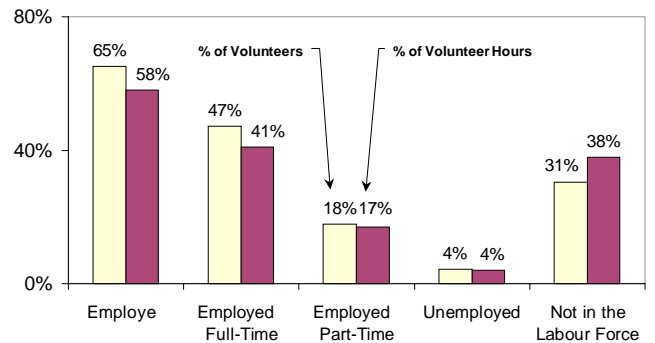
Percentage of the Ontario Population Volunteering and Average Hours Volunteered Annually by Sex



Percentage of the Ontario Population Volunteering and Average Hours Volunteered by Labour Force Status



Percentage of Ontario Volunteers and Percentage of Volunteer Hours by Labour Force Status



Canadian Centre for Philanthropy™
Le Centre canadien de philanthropie MC



VOLUNTEER
BÉNÉVOLES
C A N A D A

More information on the results of the NSGVP, including the full text of the highlight report *Caring Canadians, Involved Canadians*, is available online at our Website: www.ccp.ca/nsgvp

Or contact us:

Research Coordinator
Canadian Centre for Philanthropy
425 University Avenue, Suite 700
Toronto Ontario, M5G 1T6
Phone: 416-597-2293 ext. 238 Fax: 416-597-2294
e-mail: ccpresearch@ccp.ca

We would like to acknowledge the support provided by the Government of Ontario for the production of these fact sheets.

Fact Sheet #16 written by Marcus Parmegiani, Research Associate, Canadian Centre for Philanthropy.