

# Volunteering in Quebec

## Fact Sheet # 39

### How many? How much?

Twenty-two percent of people who live in Quebec volunteered for a charitable or nonprofit organization according to an analysis of data from the 1997 National Survey of Giving, Volunteering and Participating (NSGVP).<sup>1</sup>

These volunteers contributed a total of 197 million hours during the survey year. This is the equivalent of 102,591 full time jobs – roughly equal to 3% of Quebec’s employed labour force.

### Much comes from the few

Thirty-five percent of all volunteer hours were contributed by 5% of volunteers. This small group gave their communities a total of more than 68.5 million hours of their time.

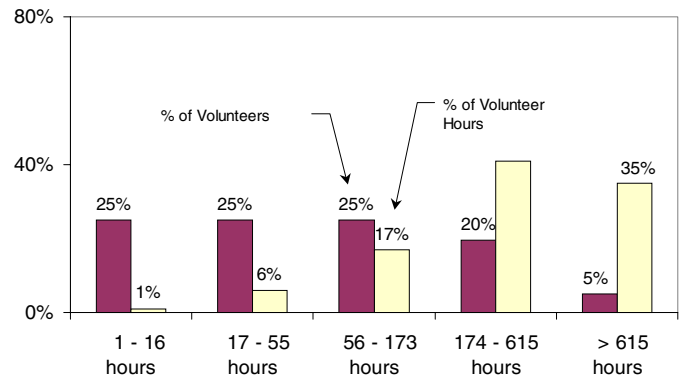
Twenty percent of volunteers contributed 174 hours or more and accounted for 41% of the total number of volunteer hours. Twenty-five percent of volunteers gave between 56 and 173 hours and accounted for approximately 17% of the total volunteer hours. The remaining 50% of volunteers accounted for only 7% of the total volunteer hours.

### Variations in volunteering by size of the community

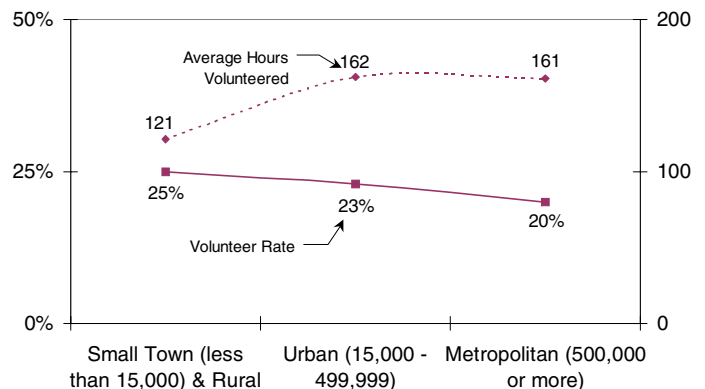
The overall amount of time spent volunteering in Quebec appeared to vary with the size of the community. While the average hours volunteered increased with the size of the community, the percentage of volunteers decreased.

Twenty-four percent of small town and rural Quebec populations volunteered for a charitable or non-profit organization, compared to 20% of those who lived in metropolitan areas.

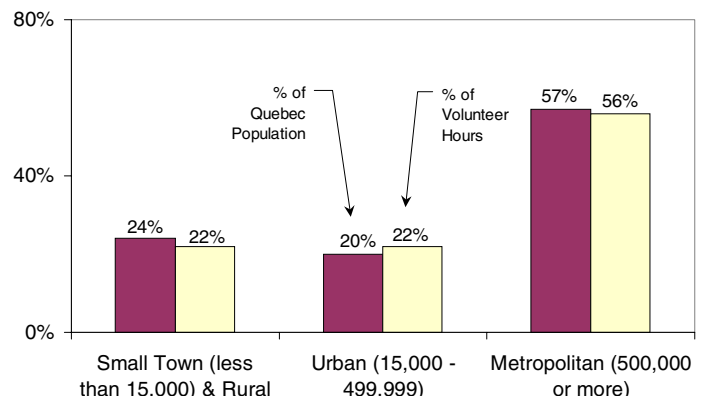
Percentage of Quebec Volunteers and Percentage of Hours Volunteered by Number of Hours Volunteered



Percentage of Quebec Individuals Volunteering and Average Hours Volunteered by Community Size



Percentage of Population in Quebec and Percentage of Total Volunteer Hours by Community Size



1. Findings from the NSGVP are based on reports of charitable giving and volunteering over the one-year period from November 1, 1996 to October 31, 1997 by Canadians aged 15 and older.

**What volunteers do...**

The top 5 most frequent types of activities undertaken by volunteers were:<sup>2</sup>

- ✦ Organizing and supervising activities or events (52%)
- ✦ Serving as an unpaid member of a board or committee (37%)
- ✦ Canvassing, campaigning or fundraising (34%)
- ✦ Performing consultative, executive, office or administrative work (30%)
- ✦ Providing care or support to others (26%)

**When they volunteer**

The most popular time for volunteering was during the evenings (31%). Others preferred volunteering at varied times (22%), all day long (19%), in the afternoon (17%) or during the morning (10%).

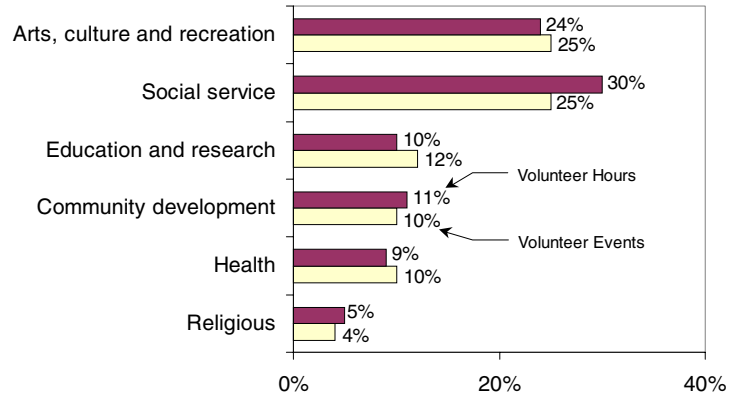
**And where they volunteer**

Volunteers in Quebec provide a wide range of services and activities within their communities. While 67% of volunteers gave time to one organization, 24% volunteered for two. The remaining 9% volunteered for 3 or more organizations.

In Quebec, most volunteering occurs in 5 types of organizations:<sup>3</sup>

- ✦ Arts, culture and recreation organizations (25%)
- ✦ Social service organizations (25%)
- ✦ Education and research organizations (12%)
- ✦ Community development and housing organizations (10%)
- ✦ Health organizations (10%)

Percentage of Volunteer Hours and Percentage of Volunteer Events in Quebec by Type of Organization



**QUICKfacts...**

- The reasons why people volunteer:**
- To help a cause they personally believe in (94%)**
- To use their skills and experience (71%)**
- Personally affected by the cause they are volunteering for (50%)**

2. Percentages do not add up to 100% because some volunteers engaged in more than one type of activity.

3. Each occurrence of volunteering for an organization reported by an individual volunteer constitutes one volunteer event.



Canadian Centre for Philanthropy™  
Le Centre canadien de philanthropie<sup>MC</sup>



YOLUNTEER  
BÉNÉVOLES  
CANADA

We would like to acknowledge the support provided by the Fédération des centres d'action bénévole du Québec for the production of this fact sheet.

More information on the results of the NSGVP, including the full text of the highlight report *Caring Canadians, Involved Canadians*, is available online at our Website: [www.nsgvp.org](http://www.nsgvp.org)

Or contact us:

Manager, Research Projects  
Canadian Centre for Philanthropy  
425 University Avenue, Suite 700  
Toronto Ontario, M5G 1T6  
Phone: 416-597-2293 ext. 238 Fax: 416-597-2294  
e-mail: [ccpresearch@ccp.ca](mailto:ccpresearch@ccp.ca)

Fact Sheet #39 written by Michelle Goulbourne, Research Associate, Canadian Centre for Philanthropy.