

# Who are Quebec's Volunteers?



## Fact Sheet #41

### The demographics of volunteers

Volunteering by people who live in Quebec varies with their age, education, sex and labour force status, according to analysis of data from the 1997 National Survey of Giving, Volunteering and Participating (NSGVP).<sup>1</sup>

#### Age

Most of Quebec's volunteers (45%) were in their mid-adult years (35-54). Of this group 24% were between 35-44 years of age while the remaining 21% were 45-54 years old. Nineteen percent of volunteers were youth (15-24) and 16% were young adults (25-34). At 10% each, the smallest percentage of volunteers emerged from the mature adult (55-64) and senior (65 and above) groupings. However, mature adults and seniors gave the highest average number of hours (188 and 264 hours respectively).

- ✿ The average hours volunteered annually tended to increase with age
- ✿ Youth contributed the lowest average number of hours (120 hours)
- ✿ One in four volunteers were 35 to 44 years old

#### Education

Fifty-one percent of Quebec volunteers had either a post-secondary diploma/certificate (28%) or a university degree (23%). Twenty-three percent of volunteers had not earned a high school diploma.

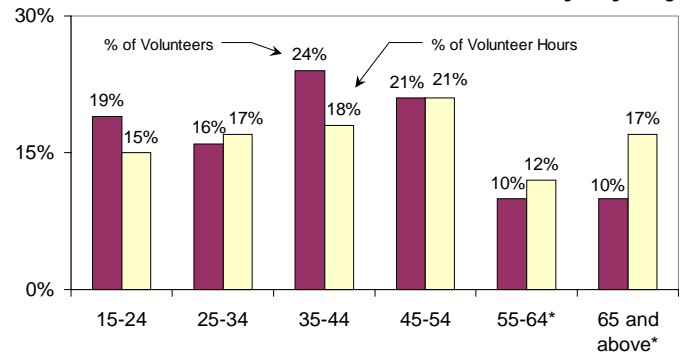
On average, volunteers with a high school diploma gave the most time (174 hours). Those with some post-secondary education gave the second highest average amount of time (168 hours) followed by university graduates (158 hours)

- ✿ Those with a post-secondary certificate, diploma or university degree contributed 51% of all volunteer hours
- ✿ Volunteers with less than a high school diploma contributed 20% of all volunteer hours

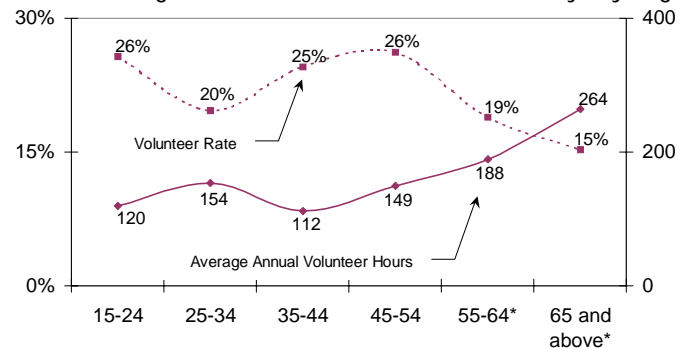
1. Findings from the NSGVP are based on reports of charitable giving and volunteering over the one-year period from November 1, 1996 to October 31, 1997 by Canadians aged 15 and older.

\* Sample size limitations affect the reliability of this estimate.

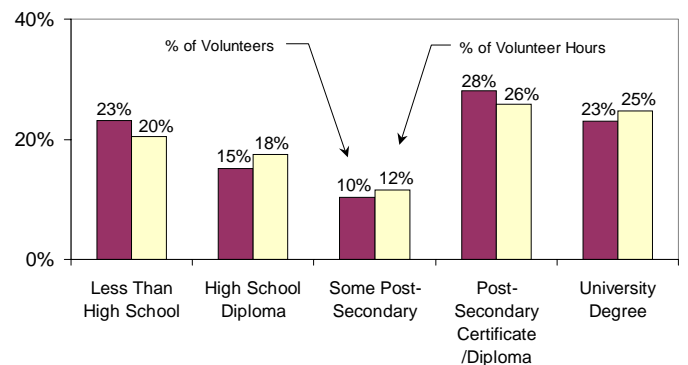
Percentage of Quebec Volunteers and Percentage of Total Hours Volunteered Annually by Age



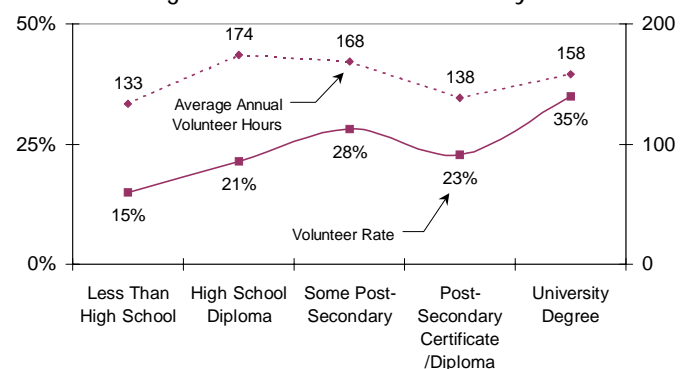
Percentage of the Quebec Population Volunteering and Average Hours Volunteered Annually by Age



Percentage of Quebec Volunteers and Percentage of Total Volunteer Hours by Education



Percentage of the Quebec Population Volunteering and Average Hours Volunteered by Education



Sex



While there were slightly more females (51%) than males (49%) residing in Quebec, the percentage of male and female volunteers was the same. Fifty percent of the volunteers were females and 50 percent were males.

At 54%, men contributed 8% more of the total volunteer hours when compared to women (46%).

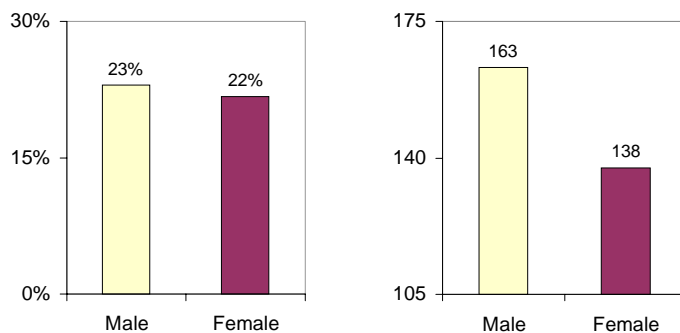
Labour force status

Sixty-one percent of Quebec volunteers were employed - 75% full-time and 25% part-time.

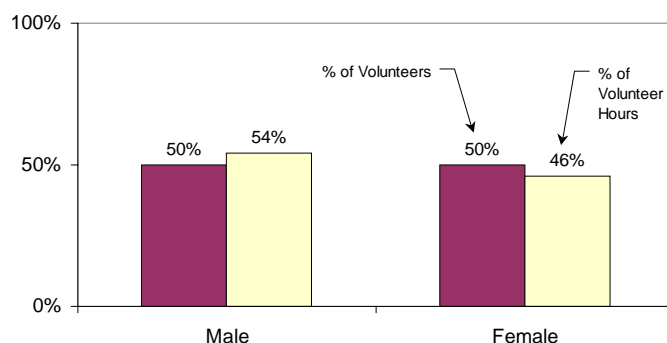
Thirty-nine percent of volunteers did not work full-time or part-time. Of these, 87% were not in the labour force. The remaining 13% were unemployed.

-  Almost half (46%) of all volunteers were employed full-time
-  Forty-one percent of all volunteer hours were contributed by individuals who were not in the labour force

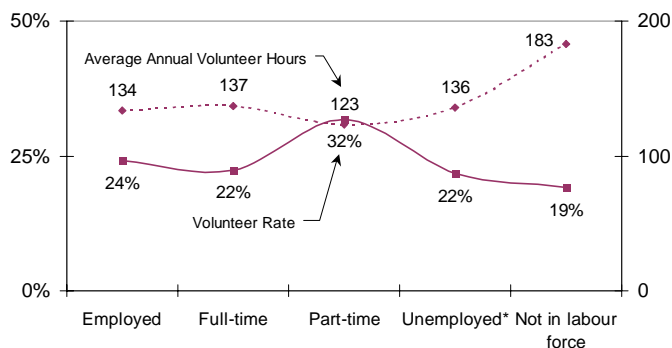
Percentage of the Quebec Population Volunteering and Average Hours Volunteered Annually by Sex



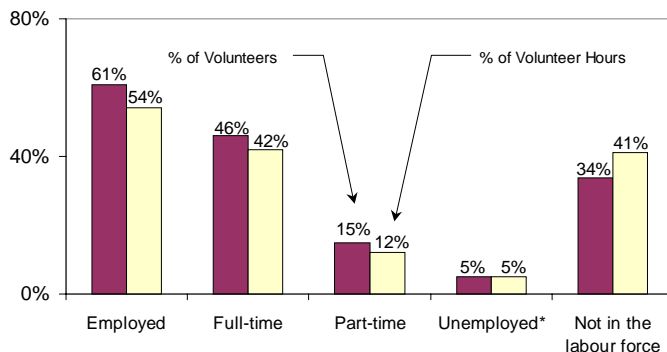
Percentage of Quebec Volunteers and Percentage of Total Volunteer Hours by Sex



Percentage of the Quebec Population Volunteering and Average Hours Volunteered by Labour Force Status



Percentage of Quebec Volunteers and Percentage of Volunteer Hours by Labour Force Status



Canadian Centre for Philanthropy™  
Le Centre canadien de philanthropie<sup>MC</sup>



VOLUNTEER  
BÉNÉVOLES  
CANADA

We would like to acknowledge the support provided by the Fédération des centres d'action bénévole du Québec for the production of this fact sheet.

Published March 2001 © 2001 Canadian Centre for Philanthropy

More information on the results of the NSGVP, including the full text of the highlight report *Caring Canadians, Involved Canadians*, is available online at our Web site: [www.nsgvp.org](http://www.nsgvp.org)

Or contact us:

Manager, Research Projects  
Canadian Centre for Philanthropy  
425 University Avenue, Suite 700  
Toronto Ontario, M5G 1T6  
Phone: 416-597-2293 ext. 238  
e-mail: [ccpresearch@ccp.ca](mailto:ccpresearch@ccp.ca)

Fax: 416-597-2294

Fact Sheet #41 written by Michelle Goulbourne, Research Associate, Canadian Centre for Philanthropy.